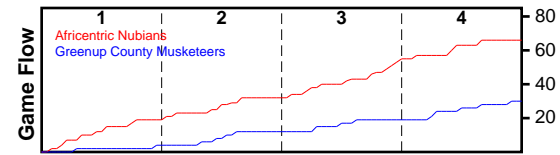


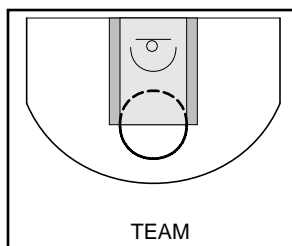
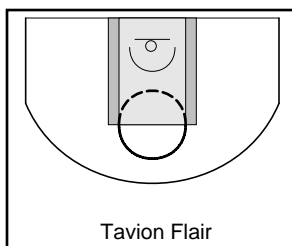
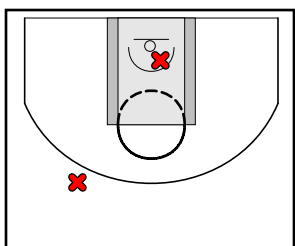
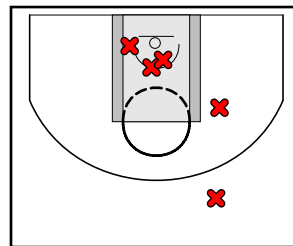
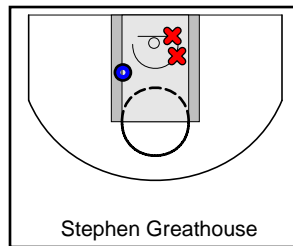

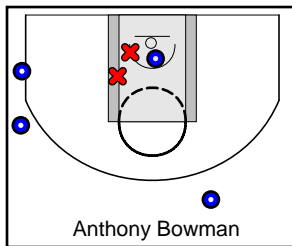
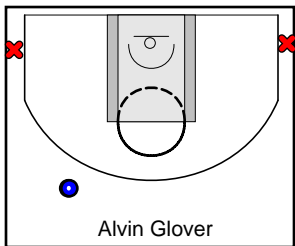
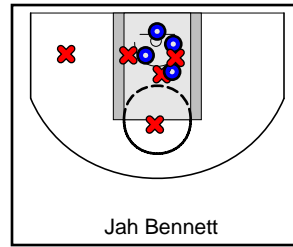
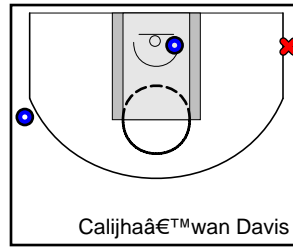
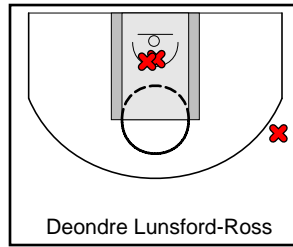
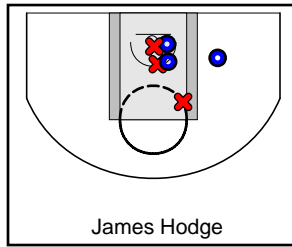
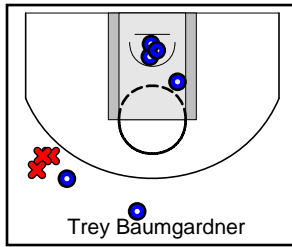
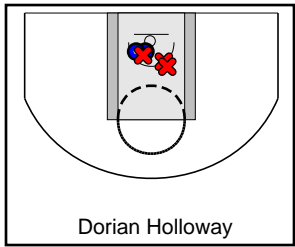
# Africentric Nubians

12/23/17 Africentric Nubians at Greenup County Musketeers

	1	2	3	4	T
Africentric Nubians	19	13	21	13	66
Greenup County	4	8	7	11	30



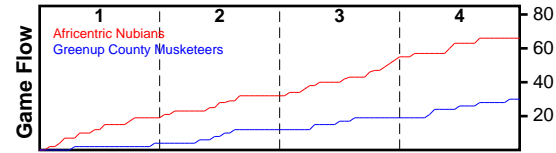
#	Name	G	MIN	FGM	FGA	FG%	2PM	2PA	2P%	3PM	3PA	3P%	FTM	FTA	FT%	OREB	DREB	REB	AST	STL	BLK	DEF	TO	PF	CHG	PM	PTS
1	Dorian Holloway	1	17	2	5	.400	2	5	.400	0	0	.000	1	4	.250	2	0	2	2	0	0	0	0	2	0	20	5
3	Trey Baumgardner	1	23	6	9	.667	4	4	1.000	2	5	.400	4	5	.800	1	6	7	4	0	0	0	1	1	0	31	18
4	James Hodge	1	12	3	6	.500	3	6	.500	0	0	.000	0	0	.000	1	4	5	0	2	0	0	1	1	0	20	6
5	Deondre Lunsford-Ross	1	15	0	3	.000	0	2	.000	0	1	.000	0	0	.000	3	2	5	1	1	0	0	1	2	0	5	0
11	Calijhaâ€™wan Davis	1	15	2	3	.667	1	1	1.000	1	2	.500	0	0	.000	0	1	1	0	2	1	0	0	0	0	21	5
15	Jah Bennett	1	21	4	9	.444	4	9	.444	0	0	.000	1	2	.500	2	3	5	2	4	2	0	1	0	0	31	9
21	Alvin Glover	1	8	2	4	.500	0	0	.000	2	4	.500	0	0	.000	0	2	2	0	0	0	0	1	1	0	2	6
22	Anthony Bowman	1	18	4	6	.667	1	3	.333	3	3	1.000	0	0	.000	0	1	1	2	2	0	0	0	1	0	21	11
23	John Figueroa	1	12	2	3	.667	2	3	.667	0	0	.000	0	0	.000	0	3	3	2	1	0	0	3	3	0	21	4
24	Stephen Greathouse	1	11	1	3	.333	1	3	.333	0	0	.000	0	0	.000	0	2	2	0	1	0	0	1	1	0	10	2
33		1	6	0	5	.000	0	4	.000	0	1	.000	0	0	.000	3	1	4	1	0	0	0	2	0	0	-2	0
34	Lyheem Hilliard	0	0	0	0	.000	0	0	.000	0	0	.000	0	0	.000	0	0	0	0	0	0	0	0	0	0	0	0
44		1	6	0	2	.000	0	1	.000	0	1	.000	0	0	.000	2	0	2	0	0	0	0	0	1	0	0	0
55	Tavion Flair	0	0	0	0	.000	0	0	.000	0	0	.000	0	0	.000	0	0	0	0	0	0	0	0	0	0	0	0
	TEAM	1	0	0	0	.000	0	0	.000	0	0	.000	0	0	.000	2	2	4	0	0	0	0	0	0	0	0	0
	<b>TOTALS</b>	<b>1</b>	<b>32</b>	<b>26</b>	<b>58</b>	<b>.448</b>	<b>18</b>	<b>41</b>	<b>.439</b>	<b>8</b>	<b>17</b>	<b>.471</b>	<b>6</b>	<b>11</b>	<b>.545</b>	<b>16</b>	<b>27</b>	<b>43</b>	<b>14</b>	<b>13</b>	<b>3</b>	<b>0</b>	<b>11</b>	<b>13</b>	<b>0</b>	<b>36</b>	<b>66</b>



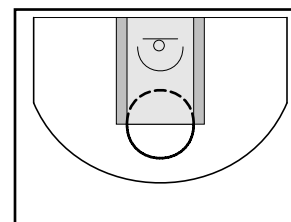
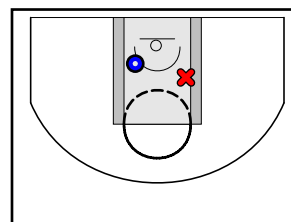
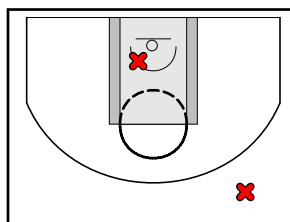
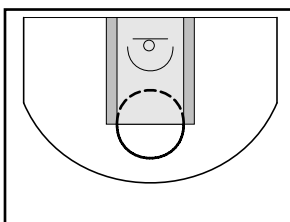
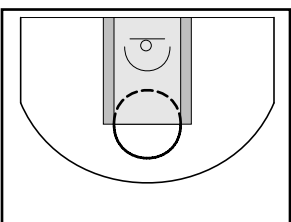
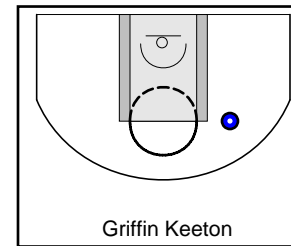
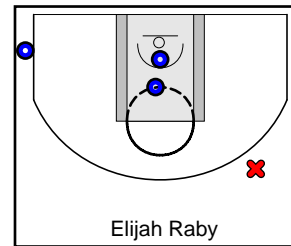
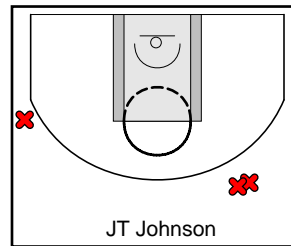
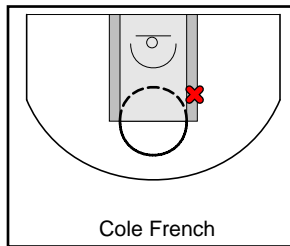
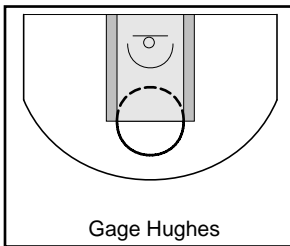
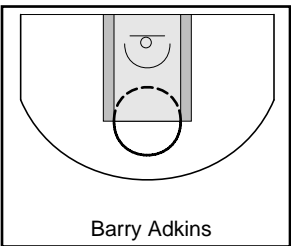
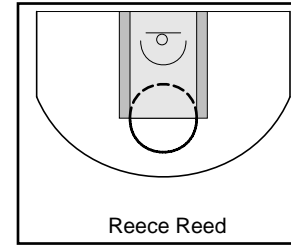
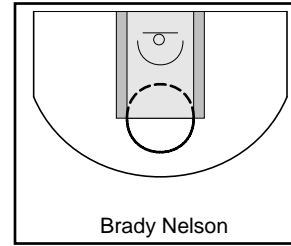
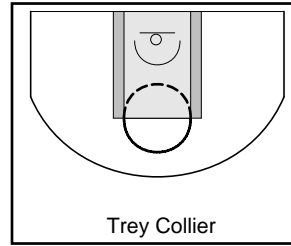
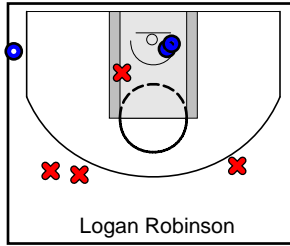
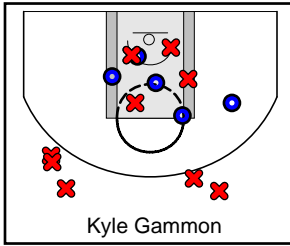
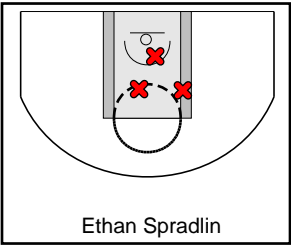
# Greenup County Musketeers

12/23/17 Africentric Nubians at Greenup County Musketeers

	1	2	3	4	T
Africentric Nubians	19	13	21	13	66
Greenup County	4	8	7	11	30



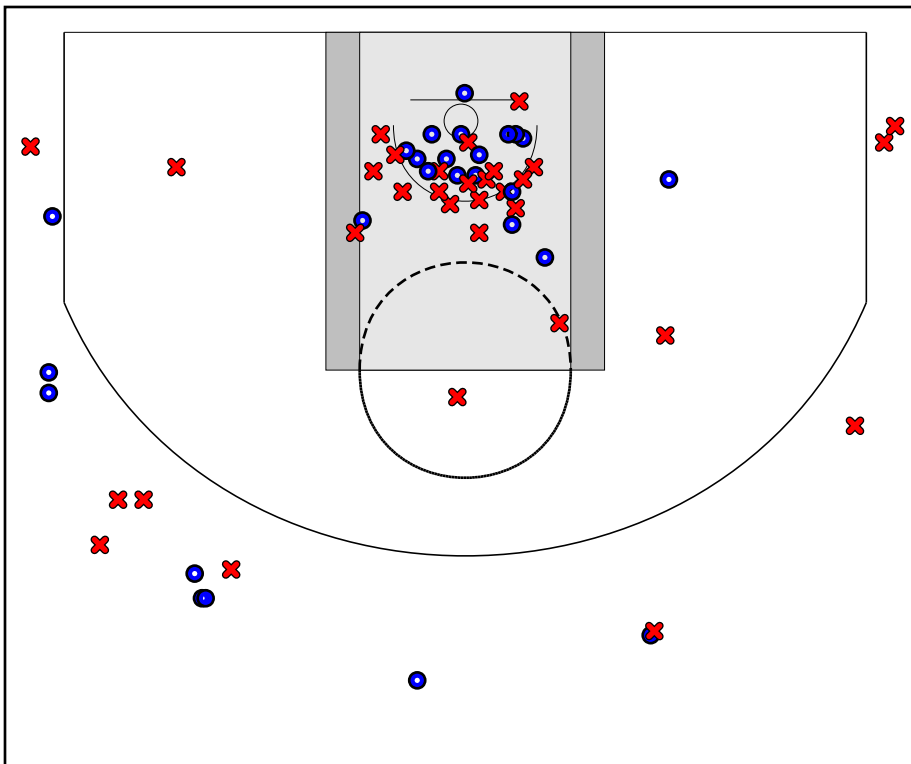
#	Name	G	MIN	FGM	FGA	FG%	2PM	2PA	2P%	3PM	3PA	3P%	FTM	FTA	FT%	OREB	DREB	REB	AST	STL	BLK	DEF	TO	PF	CHG	PM	PTS
0	Ethan Spradlin	1	16	0	4	.000	0	4	.000	0	0	.000	0	2	.000	0	2	2	0	0	0	0	5	1	0	-22	0
1	Kyle Gammon	1	28	5	15	.333	5	11	.455	0	4	.000	2	3	.667	0	1	1	1	1	0	0	9	1	0	-36	12
3	Logan Robinson	1	18	3	7	.429	2	3	.667	1	4	.250	0	0	.000	0	2	2	2	2	0	0	1	1	0	-22	7
5	Trey Collier	1	3	0	0	.000	0	0	.000	0	0	.000	0	0	.000	0	0	0	0	1	0	0	1	0	0	2	0
10	Brady Nelson	0	0	0	0	.000	0	0	.000	0	0	.000	0	0	.000	0	0	0	0	0	0	0	0	0	0	0	0
13	Reece Reed	1	3	0	0	.000	0	0	.000	0	0	.000	0	0	.000	0	1	1	0	0	0	0	0	0	0	2	0
20	Barry Adkins	0	0	0	0	.000	0	0	.000	0	0	.000	0	0	.000	0	0	0	0	0	0	0	0	0	0	0	0
23	Gage Hughes	0	0	0	0	.000	0	0	.000	0	0	.000	0	0	.000	0	0	0	0	0	0	0	0	0	0	0	0
25	Cole French	1	5	0	1	.000	0	1	.000	0	0	.000	0	0	.000	0	0	0	0	0	0	0	0	0	0	2	0
30	JT Johnson	1	20	0	3	.000	0	0	.000	0	3	.000	0	0	.000	0	0	0	0	0	0	0	0	1	0	-23	0
31	Elijah Raby	1	26	3	4	.750	2	2	1.000	1	2	.500	0	0	.000	1	5	6	1	0	0	0	1	0	1	-37	7
32	Griffin Keeton	1	3	1	1	1.000	1	1	1.000	0	0	.000	0	0	.000	0	1	1	0	1	0	0	0	0	0	2	2
33	Cameron Walker	1	3	0	0	.000	0	0	.000	0	0	.000	0	3	.000	0	0	0	0	0	0	0	0	0	0	2	0
34	Cody Tolliver	1	11	0	1	.000	0	1	.000	0	0	.000	0	0	.000	0	2	2	0	0	0	0	0	0	0	-11	0
44	JR Johnson	1	10	0	2	.000	0	1	.000	0	1	.000	0	0	.000	0	0	0	0	0	0	0	0	1	0	-8	0
55	Brecken Thomas	1	20	1	3	.333	1	3	.333	0	0	.000	0	0	.000	2	1	3	1	0	0	0	1	2	0	-31	2
	TEAM	1	0	0	0	.000	0	0	.000	0	0	.000	0	0	.000	2	1	3	0	0	0	0	0	0	0	0	0
	<b>TOTALS</b>	<b>1</b>	<b>32</b>	<b>13</b>	<b>41</b>	<b>.317</b>	<b>11</b>	<b>27</b>	<b>.407</b>	<b>2</b>	<b>14</b>	<b>.143</b>	<b>2</b>	<b>8</b>	<b>.250</b>	<b>5</b>	<b>16</b>	<b>21</b>	<b>5</b>	<b>5</b>	<b>0</b>	<b>0</b>	<b>18</b>	<b>7</b>	<b>1</b>	<b>-36</b>	<b>30</b>



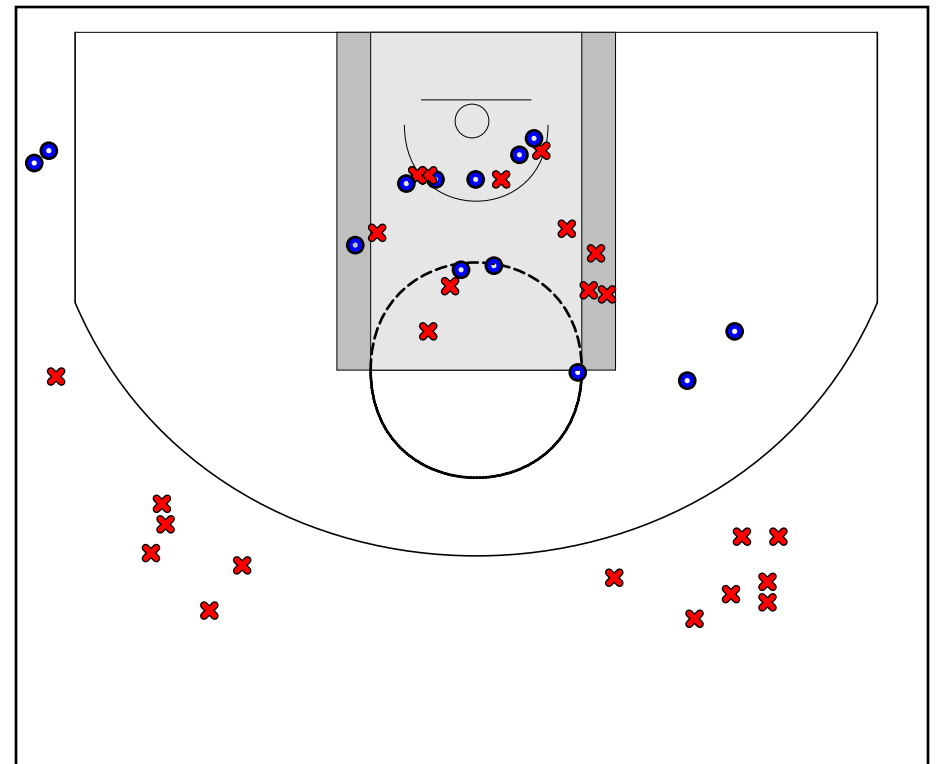
## Game Summary Comparison

Statistic	Africentric Nubians	Greenup County Musketeers
Points	66	30
<i>Field Goals</i>	26 / 58	13 / 41
<i>2 Point</i>	18 / 41	11 / 27
<i>3 Point</i>	8 / 17	2 / 14
<i>Free Throws</i>	6 / 11	2 / 8
Assists	14	5
Rebounds	43	21
<i>Offensive</i>	16	5
<i>Defensive</i>	27	16
Blocks	3	0
Steals	13	5
Deflections	0	0
Turnovers	11	18
Charges Taken	0	1
Personal Fouls	13	7

Africentric Nubians



Greenup County Musketeers



### Africentric Nubians Turnovers

Period	Clock	Player	Turnover Type
1st Period	2:38	#5 Deondre Lunsford-Ross	Traveling
1st Period	0:03	#23 John Figueroa	Out of Bounds
2nd Period	6:18	#15 Jah Bennett	Traveling
2nd Period	0:30	#24 Stephen Greathouse	Traveling
3rd Period	3:03	#4 James Hodge	Steal
4th Period	7:16	#23 John Figueroa	Steal
4th Period	6:08	#23 John Figueroa	Steal
4th Period	1:52	#21 Alvin Glover	Steal
4th Period	1:34	#33	Traveling
4th Period	1:11	#33	Steal

### Africentric Nubians Fouls

Period	Clock	Player	Foul
1st Period	6:42	#3 Trey Baumgardner	Charging (Off)
1st Period	0:50	#5 Deondre Lunsford-Ross	Pushing (Def)
2nd Period	4:02	#22 Anthony Bowman	Blocking (Def)
2nd Period	3:04	#4 James Hodge	Hand checking (Def)
2nd Period	2:56	#23 John Figueroa	Pushing (Def)
2nd Period	2:51	#5 Deondre Lunsford-Ross	Blocking (Def)
3rd Period	4:28	#1 Dorian Holloway	Pushing (Def)
3rd Period	4:05	#1 Dorian Holloway	Pushing (Def)
4th Period	7:30	#24 Stephen Greathouse	Blocking (Def)
4th Period	7:13	#23 John Figueroa	Blocking (Def)
4th Period	6:06	#23 John Figueroa	Holding (Def)
4th Period	1:58	#44	Pushing (Def)
4th Period	1:19	#21 Alvin Glover	Pushing (Def)

### Greenup County Musketeers Turnovers

Period	Clock	Player	Turnover Type
1st Period	7:09	#0 Ethan Spradlin	Steal
1st Period	6:51	#0 Ethan Spradlin	Steal
1st Period	6:11	#1 Kyle Gammon	Steal
1st Period	5:02	#1 Kyle Gammon	Steal
1st Period	3:27	#1 Kyle Gammon	Steal
1st Period	1:59	#1 Kyle Gammon	Steal
2nd Period	7:08	#1 Kyle Gammon	Steal
2nd Period	6:39	#3 Logan Robinson	Out of Bounds
2nd Period	5:46	#0 Ethan Spradlin	Steal
2nd Period	1:35	#1 Kyle Gammon	Steal
2nd Period	0:53	#55 Brecken Thomas	Double Dribble
3rd Period	6:20	#31 Elijah Raby	Steal
3rd Period	4:55	#0 Ethan Spradlin	Out of Bounds
3rd Period	2:15	#1 Kyle Gammon	Out of Bounds
4th Period	6:29	#1 Kyle Gammon	Steal
4th Period	6:12	#0 Ethan Spradlin	Steal
4th Period	3:26	#1 Kyle Gammon	Out of Bounds
4th Period	1:33	#5 Trey Collier	Steal

### Greenup County Musketeers Fouls

Period	Clock	Player	Foul
1st Period	1:54	#30 JT Johnson	Blocking (Def)
2nd Period	4:55	#0 Ethan Spradlin	Pushing (Def)
2nd Period	3:17	#55 Brecken Thomas	Pushing (Def)
3rd Period	5:14	#1 Kyle Gammon	Holding (Def)
3rd Period	3:15	#3 Logan Robinson	Pushing (Def)
3rd Period	1:38	#55 Brecken Thomas	Pushing (Def)
4th Period	4:10	#44 JR Johnson	Blocking (Def)