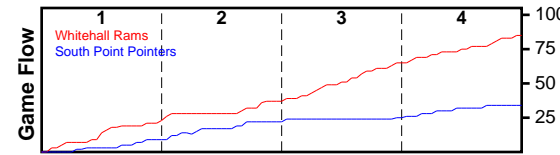


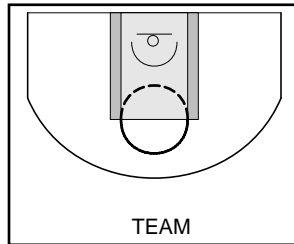
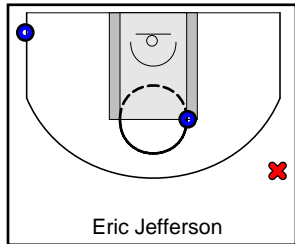
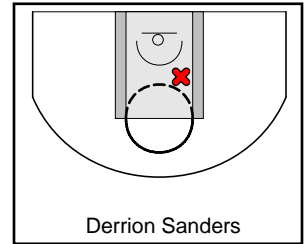
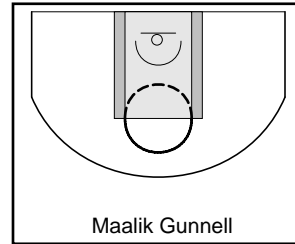
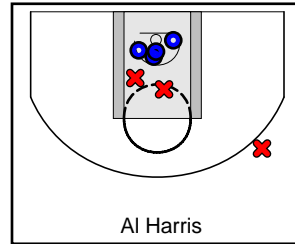
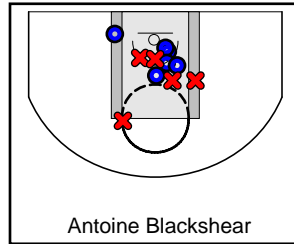
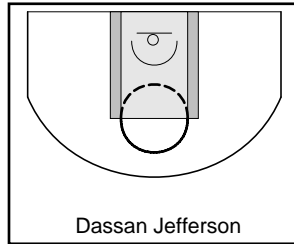
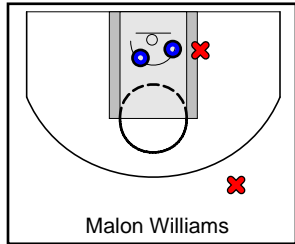
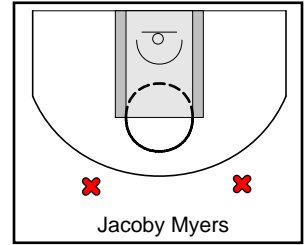
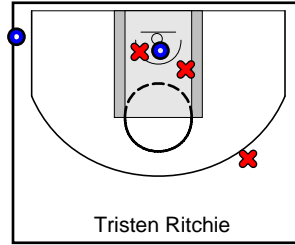
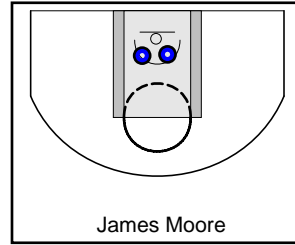
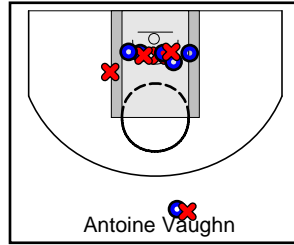
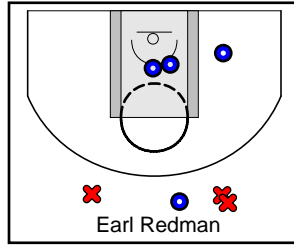
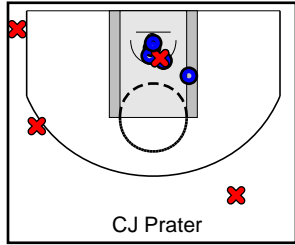
Whitehall Rams

12/22/14 Whitehall Rams at South Point Pointers

	1	2	3	4	T
Whitehall Rams	21	16	28	20	85
South Point	9	13	3	9	34



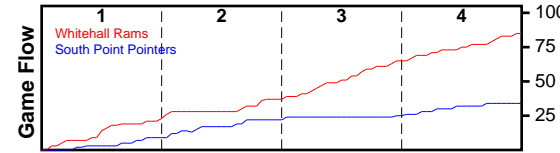
#	Name	G	MIN	FGM	FGA	FG%	2PM	2PA	2P%	3PM	3PA	3P%	FTM	FTA	FT%	OREB	DREB	REB	AST	STL	BLK	DEF	TO	PF	CHG	PM	PTS
1	CJ Prater	1	24	6	11	.545	6	8	.750	0	3	.000	1	3	.333	0	2	2	3	3	0	0	5	1	0	39	13
2	Earl Redman	1	12	4	7	.571	3	3	1.000	1	4	.250	0	0	.000	0	1	1	0	4	0	0	2	2	0	20	9
3	Antoine Vaughn	1	28	7	14	.500	6	12	.500	1	2	.500	2	2	1.000	4	3	7	3	6	0	0	0	1	0	43	17
5	James Moore	1	10	4	4	1.000	4	4	1.000	0	0	.000	0	0	.000	5	2	7	0	1	0	0	1	2	0	8	8
10	Tristen Ritchie	1	16	2	9	.222	1	7	.143	1	2	.500	0	0	.000	6	4	10	0	2	0	0	2	2	0	34	5
12	Jacoby Myers	1	7	0	3	.000	0	2	.000	0	1	.000	0	0	.000	2	1	3	0	0	0	0	0	1	0	4	0
14	Malon Williams	1	13	2	4	.500	2	3	.667	0	1	.000	1	2	.500	3	0	3	0	0	0	0	0	2	0	15	5
20	Dassan Jefferson	1	6	0	0	.000	0	0	.000	0	0	.000	0	0	.000	0	0	0	0	0	0	0	0	1	0	10	0
22	Antoine Blackshear	1	18	7	17	.412	7	17	.412	0	0	.000	0	0	.000	6	4	10	0	3	0	0	1	1	0	41	14
23	Al Harris	1	9	5	9	.556	5	8	.625	0	1	.000	1	2	.500	2	1	3	0	0	0	0	0	1	0	6	11
30	Maalik Gunnell	1	6	0	0	.000	0	0	.000	0	0	.000	0	0	.000	0	1	1	0	1	0	0	0	0	0	11	0
31	Derrion Sanders	1	7	0	2	.000	0	2	.000	0	0	.000	0	0	.000	1	0	1	0	3	0	0	1	0	0	5	0
33	Eric Jefferson	1	11	2	4	.500	1	1	1.000	1	3	.333	0	0	.000	1	0	1	0	5	0	0	2	0	0	24	5
	TEAM	1	0	0	0	.000	0	0	.000	0	0	.000	0	0	.000	5	0	5	0	0	0	0	0	0	0	0	0
	TOTALS	1	32	39	84	.464	35	67	.522	4	17	.235	5	9	.556	35	19	54	6	28	0	0	14	14	0	51	87



South Point Pointers

12/22/14 Whitehall Rams at South Point Pointers

	1	2	3	4	T
Whitehall Rams	21	16	28	20	85
South Point	9	13	3	9	34



#	Name	G	MIN	FGM	FGA	FG%	2PM	2PA	2P%	3PM	3PA	3P%	FTM	FTA	FT%	OREB	DREB	REB	AST	STL	BLK	DEF	TO	PF	CHG	PM	PTS
3	Douglas Shaffer	1	6	0	1	.000	0	0	.000	0	1	.000	0	0	.000	0	0	0	0	0	0	0	2	0	0	-8	0
4	Jarod Whitt	1	4	0	0	.000	0	0	.000	0	0	.000	0	0	.000	0	0	0	0	0	0	0	1	1	0	-4	0
10	Chris Woodard	1	21	2	5	.400	2	4	.500	0	1	.000	0	1	.000	2	2	4	1	1	0	0	2	1	0	-29	4
11	Stephen Wagoner	1	17	1	1	1.000	1	1	1.000	0	0	.000	1	1	1.000	0	1	1	1	0	1	0	5	1	0	-21	3
12	Drew Adams	1	10	1	3	.333	1	2	.500	0	1	.000	0	0	.000	1	0	1	0	2	0	0	3	1	1	-26	2
22	Brady Rickard	1	20	2	6	.333	2	6	.333	0	0	.000	2	4	.500	3	4	7	0	0	4	0	4	3	0	-37	6
23	Alex Whitt	1	8	0	2	.000	0	2	.000	0	0	.000	0	0	.000	0	1	1	0	1	0	0	2	2	0	-23	0
24	Tanner Hall	0	0	0	0	.000	0	0	.000	0	0	.000	0	0	.000	0	0	0	0	0	0	0	0	0	0	0	0
30	Elijah Adams	1	29	0	3	.000	0	1	.000	0	2	.000	0	0	.000	0	0	0	1	3	0	0	5	1	1	-44	0
32	Xavier Metsel	1	4	0	0	.000	0	0	.000	0	0	.000	2	2	1.000	0	0	0	0	0	0	0	1	0	0	-8	2
33	Evan Bailey	1	8	0	1	.000	0	1	.000	0	0	.000	0	0	.000	0	0	0	0	0	0	0	0	0	0	-11	0
40	Cody Runyon	1	12	3	5	.600	3	3	1.000	0	2	.000	0	0	.000	0	0	0	0	0	0	0	1	0	0	-7	6
50	Ryan Gibson	1	24	4	9	.444	4	8	.500	0	1	.000	3	5	.600	0	1	1	1	2	1	0	5	2	0	-34	11
55	Caleb Epron	1	4	0	0	.000	0	0	.000	0	0	.000	0	0	.000	0	0	0	0	0	0	0	0	0	0	-8	0
	TEAM	1	0	0	0	.000	0	0	.000	0	0	.000	0	0	.000	0	2	2	0	0	0	0	0	0	0	0	0
	TOTALS	1	32	13	36	.361	13	28	.464	0	8	.000	8	13	.615	6	11	17	4	9	6	0	31	12	2	-51	34

Diagram 1: Douglas Shaffer (Foul on left wing)

Diagram 2: Jarod Whitt

Diagram 3: Chris Woodard (Fouls on key)

Diagram 4: Stephen Wagoner (Foul on key)

Diagram 5: Drew Adams (Fouls on key and bottom center)

Diagram 6: Brady Rickard (Fouls on key and bottom center)

Diagram 7: Alex Whitt (Fouls on left and right wings)

Diagram 8: Tanner Hall

Diagram 9: Elijah Adams (Fouls on key and bottom center)

Diagram 10: Xavier Metsel

Diagram 11: Evan Bailey (Foul on key)

Diagram 12: Cody Runyon (Fouls on left and right wings)

Diagram 13: Ryan Gibson (Fouls on key and bottom center)

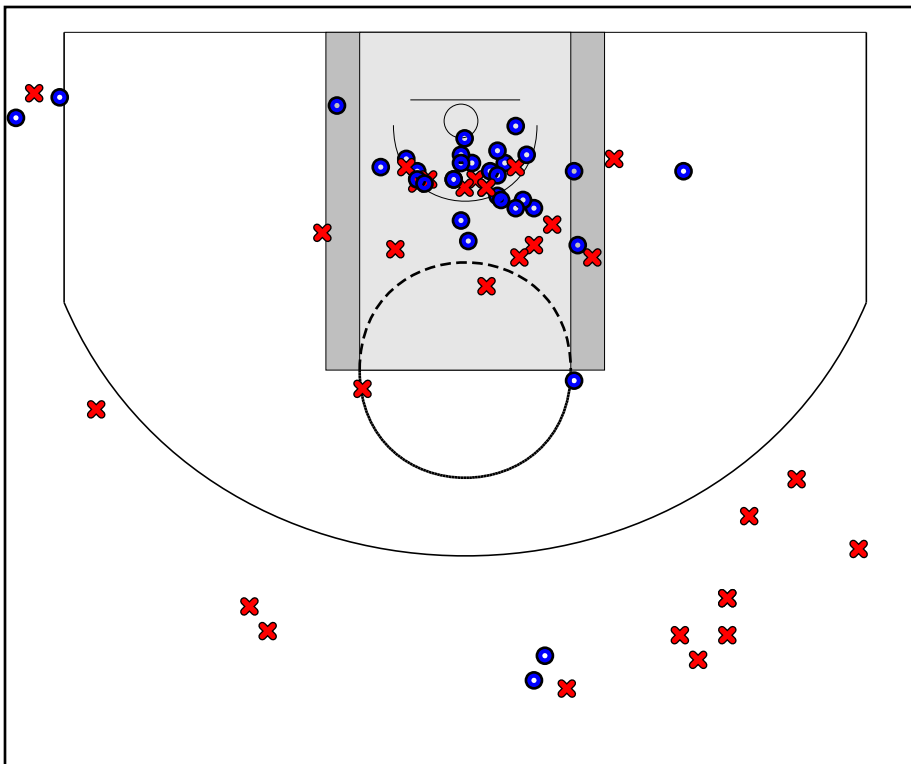
Diagram 14: Caleb Epron

Diagram 15: TEAM

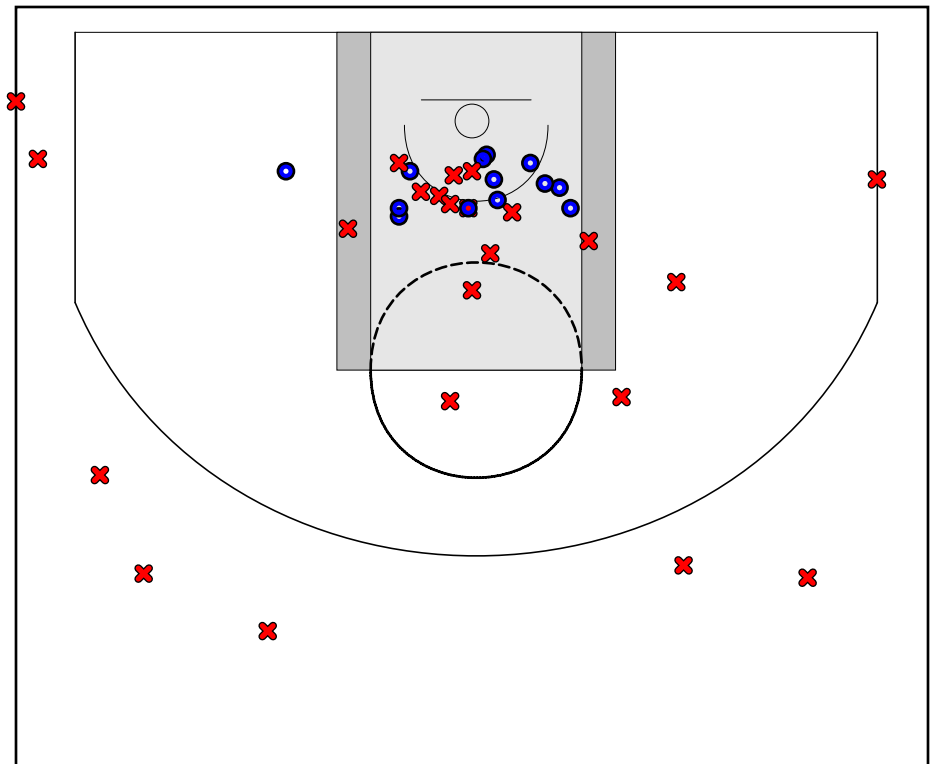
Game Summary Comparison

Statistic	Whitehall Rams	South Point Pointers
Points	87	34
<i>Field Goals</i>	39 / 84	13 / 36
2 Point	35 / 67	13 / 28
3 Point	4 / 17	0 / 8
<i>Free Throws</i>	5 / 9	8 / 13
Assists	6	4
Rebounds	54	17
<i>Offensive</i>	35	6
<i>Defensive</i>	19	11
Blocks	0	6
Steals	28	9
Deflections	0	0
Turnovers	14	31
Charges Taken	0	2
Personal Fouls	14	12

Whitehall Rams



South Point Pointers



Whitehall Rams Turnovers

Period	Clock	Player	Turnover Type
1st Period	5:53	#33 Eric Jefferson	Steal
1st Period	5:07	#10 Tristen Ritchie	Steal
1st Period	4:15	#10 Tristen Ritchie	Out of Bounds
1st Period	2:12	#1 CJ Prater	Steal
2nd Period	5:10	#5 James Moore	Steal
2nd Period	3:59	#1 CJ Prater	Steal
2nd Period	3:26	#22 Antoine Blackshear	Steal
2nd Period	1:53	#1 CJ Prater	Steal
3rd Period	6:51	#33 Eric Jefferson	Steal
3rd Period	5:20	#1 CJ Prater	Out of Bounds
3rd Period	0:52	#1 CJ Prater	Steal
4th Period	2:35	#31 Derrion Sanders	Out of Bounds

Whitehall Rams Fouls

Period	Clock	Player	Foul
1st Period	5:33	#22 Antoine Blackshear	Blocking (Def)
1st Period	4:54	#10 Tristen Ritchie	Reaching in (Def)
1st Period	4:16	#2 Earl Redman	Charging (Off)
1st Period	3:04	#14 Malon Williams	Blocking (Def)
2nd Period	5:22	#23 Al Harris	Blocking (Def)
2nd Period	4:16	#10 Tristen Ritchie	Adjustment (Added)
2nd Period	2:06	#5 James Moore	Blocking (Def)
2nd Period	1:41	#2 Earl Redman	Charging (Off)
3rd Period	4:39	#1 CJ Prater	Blocking (Def)
3rd Period	3:35	#3 Antoine Vaughn	Pushing (Def)
3rd Period	0:08	#5 James Moore	Pushing (Def)
4th Period	7:33	#20 Dissan Jefferson	Pushing (Def)
4th Period	5:33	#14 Malon Williams	Reaching in (Def)
4th Period	2:11	#12 Jacoby Myers	Reaching in (Def)

South Point Pointers Turnovers

Period	Clock	Player	Turnover Type
1st Period	7:44	#11 Stephen Wagoner	Steal
1st Period	7:06	#50 Ryan Gibson	Steal
1st Period	6:36	#11 Stephen Wagoner	Steal
1st Period	6:20	#50 Ryan Gibson	Steal
1st Period	6:11	#11 Stephen Wagoner	Steal
1st Period	4:21	#22 Brady Rickard	Steal
1st Period	4:15	#22 Brady Rickard	Steal
1st Period	4:02	#50 Ryan Gibson	Steal
1st Period	3:52	#23 Alex Whitt	Steal
1st Period	3:49	#30 Elijah Adams	Out of Bounds
1st Period	3:28	#23 Alex Whitt	Steal
1st Period	3:03	#30 Elijah Adams	Steal
1st Period	2:35	#12 Drew Adams	Steal
1st Period	2:15	#10 Chris Woodard	Steal
2nd Period	7:31	#30 Elijah Adams	Steal
2nd Period	1:48	#50 Ryan Gibson	Steal
2nd Period	1:04	#30 Elijah Adams	Steal
2nd Period	0:50	#12 Drew Adams	Steal
2nd Period	0:27	#40 Cody Runyon	Out of Bounds
3rd Period	5:27	#22 Brady Rickard	Steal
3rd Period	5:06	#22 Brady Rickard	Steal
3rd Period	4:48	#30 Elijah Adams	Steal
3rd Period	3:48	#10 Chris Woodard	Steal
3rd Period	3:35	#11 Stephen Wagoner	Steal
3rd Period	2:27	#12 Drew Adams	Steal
3rd Period	1:06	#50 Ryan Gibson	Steal
4th Period	4:51	#11 Stephen Wagoner	Steal
4th Period	3:29	#4 Jarod Whitt	Steal
4th Period	1:14	#3 Douglas Shaffer	Out of Bounds
4th Period	0:16	#3 Douglas Shaffer	Steal
4th Period	0:07	#32 Xavier Metsel	Steal

South Point Pointers Fouls

Period	Clock	Player	Foul
1st Period	6:17	#30 Elijah Adams	Blocking (Def)
1st Period	3:52	#23 Alex Whitt	Blocking (Def)
1st Period	2:35	#22 Brady Rickard	Holding (Def)
1st Period	1:48	#10 Chris Woodard	Blocking (Def)
2nd Period	4:16	#22 Brady Rickard	Adjustment (Added)
2nd Period	0:45	#50 Ryan Gibson	Holding (Def)
3rd Period	5:22	#22 Brady Rickard	Pushing (Def)
3rd Period	5:21	#50 Ryan Gibson	Holding (Def)
3rd Period	5:04	#11 Stephen Wagoner	Reaching in (Def)
3rd Period	2:12	#23 Alex Whitt	Holding (Def)
3rd Period	1:05	#12 Drew Adams	Pushing (Def)
4th Period	2:52	#4 Jarod Whitt	Pushing (Def)