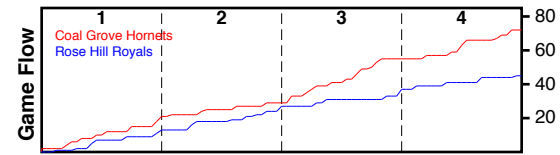


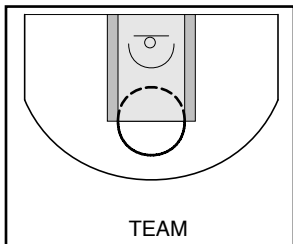
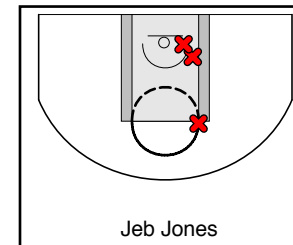
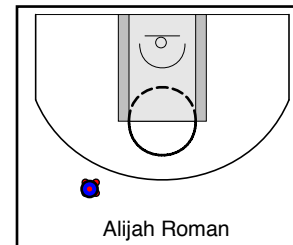
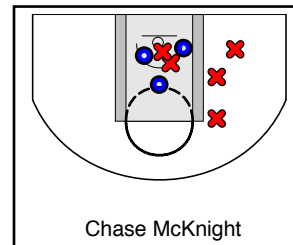
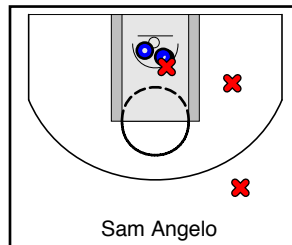
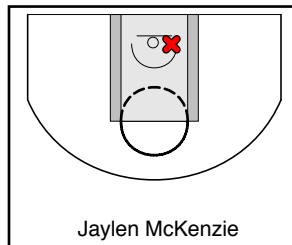
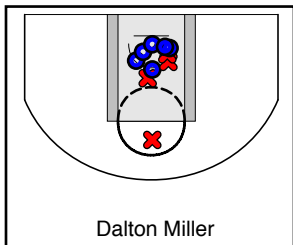
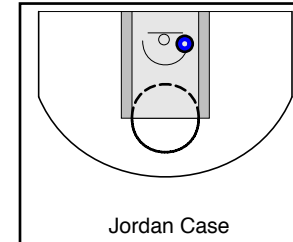
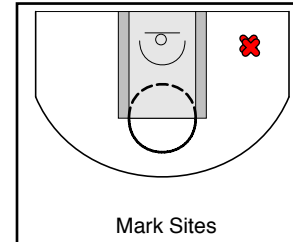
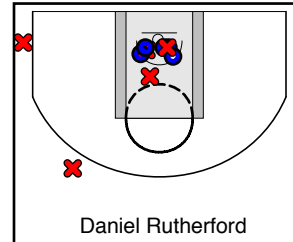
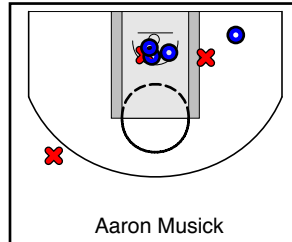
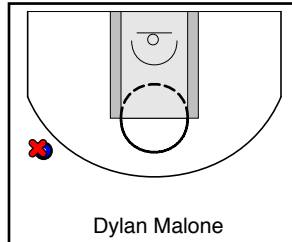
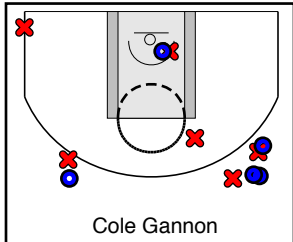
Coal Grove Hornets

12/21/15 Coal Grove Hornets at Rose Hill Royals

| | 1 | 2 | 3 | 4 | T |
|------------------|----|----|----|----|----|
| Coal Grove | 18 | 11 | 26 | 17 | 72 |
| Rose Hill Royals | 11 | 13 | 11 | 10 | 45 |



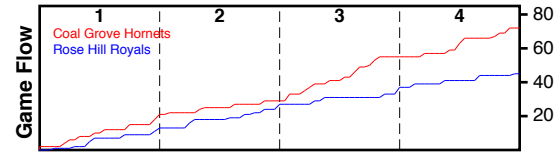
| # | Name | G | MIN | FGM | FGA | FG% | 2PM | 2PA | 2P% | 3PM | 3PA | 3P% | FTM | FTA | FT% | OREB | DREB | REB | AST | STL | BLK | DEF | TO | PF | CHG | PM | PTS |
|----|-------------------|----------|-----------|-----------|-----------|-------------|-----------|-----------|-------------|----------|-----------|-------------|----------|-----------|-------------|-----------|-----------|-----------|-----------|-----------|----------|----------|----------|-----------|----------|-----------|-----------|
| 3 | Cole Gannon | 1 | 23 | 5 | 13 | .385 | 1 | 5 | .200 | 4 | 8 | .500 | 2 | 6 | .333 | 4 | 2 | 6 | 3 | 2 | 0 | 0 | 0 | 2 | 0 | 29 | 16 |
| 5 | Dylan Malone | 1 | 8 | 1 | 2 | .500 | 0 | 0 | .000 | 1 | 2 | .500 | 0 | 1 | .000 | 0 | 0 | 0 | 0 | 1 | 1 | 0 | 0 | 1 | 0 | 3 | 3 |
| 10 | Aaron Musick | 1 | 17 | 4 | 7 | .571 | 4 | 6 | .667 | 0 | 1 | .000 | 1 | 1 | 1.000 | 4 | 0 | 4 | 0 | 5 | 0 | 0 | 1 | 1 | 0 | 8 | 9 |
| 12 | Daniel Rutherford | 1 | 18 | 6 | 12 | .500 | 6 | 10 | .600 | 0 | 2 | .000 | 1 | 5 | .200 | 1 | 0 | 1 | 0 | 2 | 0 | 0 | 2 | 4 | 0 | 17 | 13 |
| 14 | Mark Sites | 1 | 4 | 0 | 3 | .000 | 0 | 3 | .000 | 0 | 0 | .000 | 1 | 2 | .500 | 2 | 0 | 2 | 0 | 1 | 0 | 0 | 0 | 1 | 0 | 4 | 1 |
| 15 | Jordan Case | 1 | 3 | 1 | 1 | 1.000 | 1 | 1 | 1.000 | 0 | 0 | .000 | 0 | 0 | .000 | 1 | 0 | 1 | 0 | 1 | 0 | 0 | 0 | 0 | 0 | 5 | 2 |
| 20 | Dalton Miller | 1 | 19 | 6 | 10 | .600 | 6 | 10 | .600 | 0 | 0 | .000 | 1 | 1 | 1.000 | 4 | 3 | 7 | 1 | 2 | 0 | 0 | 0 | 1 | 0 | 21 | 13 |
| 23 | Jaylen McKenzie | 1 | 14 | 0 | 1 | .000 | 0 | 1 | .000 | 0 | 0 | .000 | 0 | 2 | .000 | 0 | 1 | 1 | 1 | 0 | 0 | 0 | 1 | 0 | 0 | 6 | 0 |
| 24 | Sam Angelo | 1 | 20 | 3 | 7 | .429 | 3 | 6 | .500 | 0 | 1 | .000 | 0 | 0 | .000 | 3 | 2 | 5 | 1 | 2 | 1 | 0 | 0 | 1 | 0 | 21 | 6 |
| 30 | Chase McKnight | 1 | 25 | 3 | 10 | .300 | 3 | 10 | .300 | 0 | 0 | .000 | 0 | 1 | .000 | 3 | 4 | 7 | 5 | 4 | 1 | 0 | 2 | 2 | 0 | 22 | 6 |
| 32 | Alijah Roman | 1 | 4 | 1 | 2 | .500 | 0 | 0 | .000 | 1 | 2 | .500 | 0 | 0 | .000 | 0 | 1 | 1 | 0 | 0 | 0 | 0 | 0 | 1 | 0 | 3 | 3 |
| 44 | Jeb Jones | 1 | 12 | 0 | 4 | .000 | 0 | 4 | .000 | 0 | 0 | .000 | 0 | 0 | .000 | 0 | 1 | 1 | 0 | 1 | 0 | 0 | 1 | 1 | 0 | 1 | 0 |
| | TEAM | 1 | 0 | 0 | 0 | .000 | 0 | 0 | .000 | 0 | 0 | .000 | 0 | 0 | .000 | 1 | 2 | 3 | 0 | 0 | 0 | 0 | 0 | 0 | 0 | 0 | 0 |
| | TOTALS | 1 | 32 | 30 | 72 | .417 | 24 | 56 | .429 | 6 | 16 | .375 | 6 | 19 | .316 | 23 | 16 | 39 | 11 | 21 | 3 | 0 | 7 | 15 | 0 | 27 | 72 |



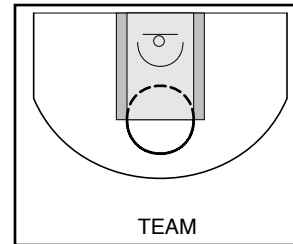
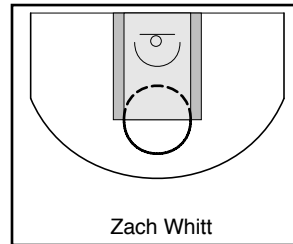
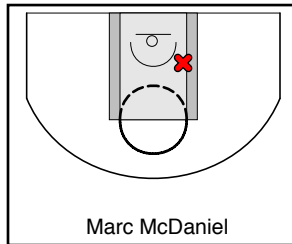
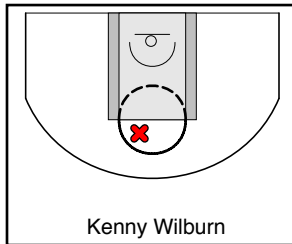
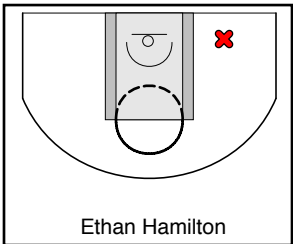
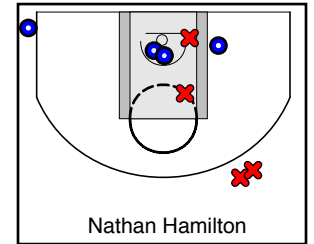
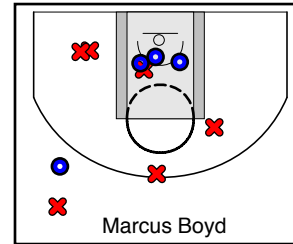
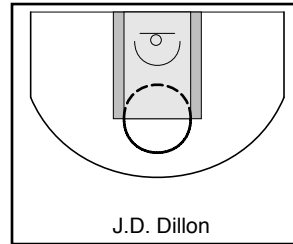
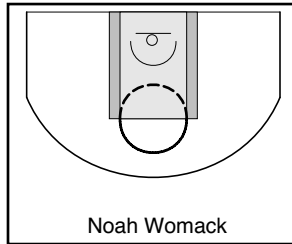
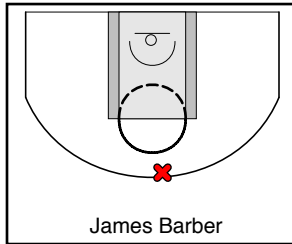
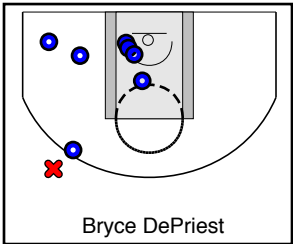
Rose Hill Royals

12/21/15 Coal Grove Hornets at Rose Hill Royals

| | 1 | 2 | 3 | 4 | T |
|------------------|----|----|----|----|----|
| Coal Grove | 18 | 11 | 26 | 17 | 72 |
| Rose Hill Royals | 11 | 13 | 11 | 10 | 45 |



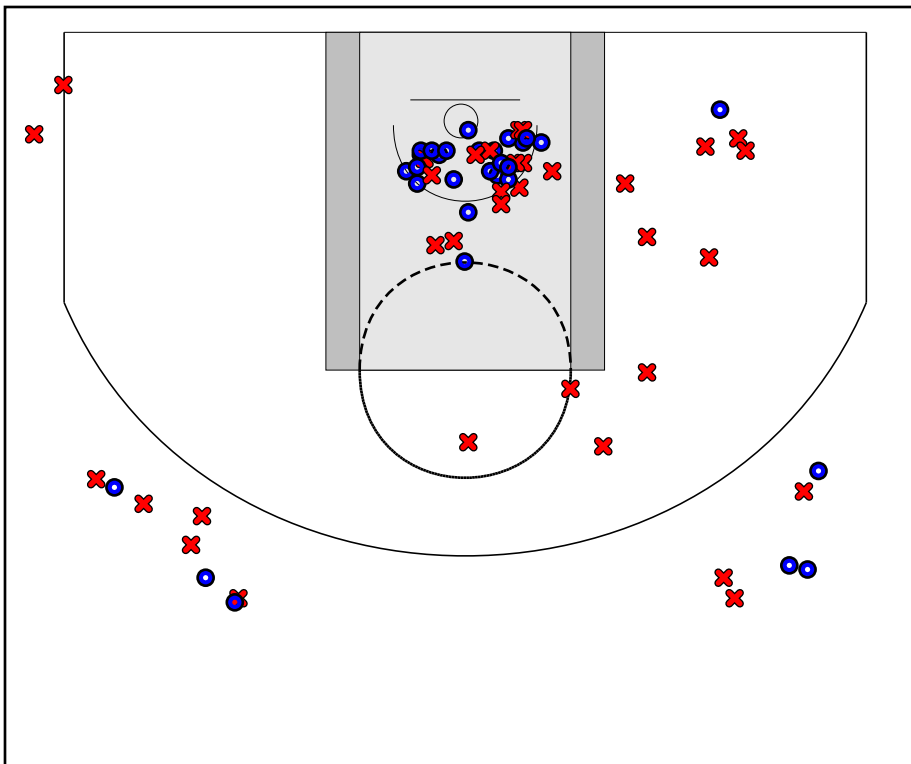
| # | Name | G | MIN | FGM | FGA | FG% | 2PM | 2PA | 2P% | 3PM | 3PA | 3P% | FTM | FTA | FT% | OREB | DREB | REB | AST | STL | BLK | DEF | TO | PF | CHG | PM | PTS |
|----|-----------------|----------|-----------|-----------|-----------|-------------|-----------|-----------|-------------|----------|----------|-------------|-----------|-----------|-------------|----------|-----------|-----------|----------|----------|----------|----------|-----------|-----------|----------|------------|-----------|
| 0 | Bryce DePriest | 1 | 28 | 7 | 8 | .875 | 7 | 7 | 1.000 | 0 | 1 | .000 | 2 | 4 | .500 | 1 | 1 | 2 | 1 | 0 | 0 | 0 | 2 | 1 | 0 | -26 | 16 |
| 2 | James Barber | 1 | 21 | 0 | 1 | .000 | 0 | 1 | .000 | 0 | 0 | .000 | 0 | 0 | .000 | 0 | 6 | 6 | 0 | 0 | 0 | 0 | 4 | 1 | 0 | -8 | 0 |
| 4 | Noah Womack | 0 | 0 | 0 | 0 | .000 | 0 | 0 | .000 | 0 | 0 | .000 | 0 | 0 | .000 | 0 | 0 | 0 | 0 | 0 | 0 | 0 | 0 | 0 | 0 | 0 | 0 |
| 11 | J.D. Dillon | 1 | 4 | 0 | 0 | .000 | 0 | 0 | .000 | 0 | 0 | .000 | 0 | 0 | .000 | 0 | 0 | 0 | 0 | 0 | 0 | 0 | 0 | 1 | 0 | -4 | 0 |
| 14 | Marcus Boyd | 1 | 32 | 4 | 10 | .400 | 3 | 8 | .375 | 1 | 2 | .500 | 3 | 4 | .750 | 0 | 2 | 2 | 2 | 1 | 1 | 0 | 10 | 4 | 0 | -28 | 12 |
| 23 | Nathan Hamilton | 1 | 26 | 5 | 10 | .500 | 4 | 7 | .571 | 1 | 3 | .333 | 5 | 6 | .833 | 0 | 7 | 7 | 0 | 0 | 5 | 0 | 7 | 4 | 0 | -32 | 16 |
| 24 | Ethan Hamilton | 1 | 22 | 0 | 2 | .000 | 0 | 2 | .000 | 0 | 0 | .000 | 0 | 0 | .000 | 0 | 3 | 3 | 0 | 0 | 0 | 0 | 2 | 1 | 0 | -24 | 0 |
| 30 | Kenny Wilburn | 1 | 7 | 0 | 1 | .000 | 0 | 1 | .000 | 0 | 0 | .000 | 0 | 0 | .000 | 0 | 0 | 0 | 1 | 0 | 0 | 0 | 0 | 0 | 0 | -1 | 0 |
| 33 | Marc McDaniel | 1 | 5 | 0 | 1 | .000 | 0 | 1 | .000 | 0 | 0 | .000 | 0 | 0 | .000 | 0 | 1 | 1 | 0 | 0 | 0 | 0 | 0 | 0 | 0 | -10 | 0 |
| 55 | Zach Whitt | 1 | 18 | 0 | 1 | .000 | 0 | 1 | .000 | 0 | 0 | .000 | 1 | 2 | .500 | 3 | 6 | 9 | 1 | 0 | 0 | 0 | 2 | 3 | 0 | -7 | 1 |
| | TEAM | 1 | 0 | 0 | 0 | .000 | 0 | 0 | .000 | 0 | 0 | .000 | 0 | 0 | .000 | 1 | 1 | 2 | 0 | 0 | 0 | 0 | 0 | 0 | 0 | 0 | 0 |
| | TOTALS | 1 | 32 | 16 | 34 | .471 | 14 | 28 | .500 | 2 | 6 | .333 | 11 | 16 | .688 | 5 | 27 | 32 | 5 | 1 | 6 | 0 | 27 | 15 | 0 | -27 | 45 |



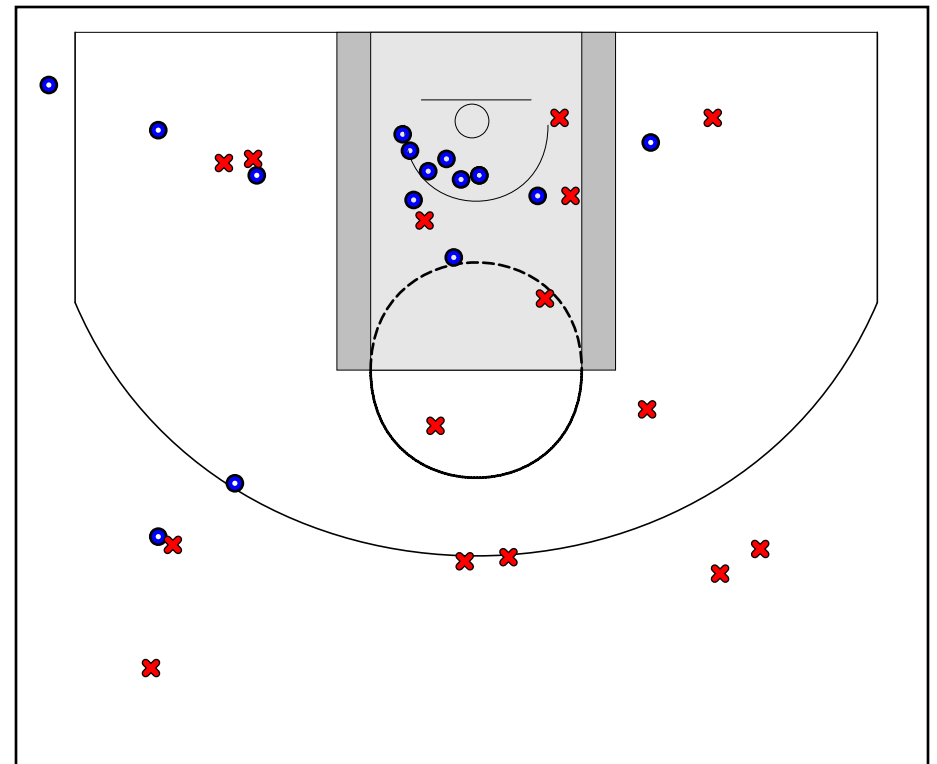
Game Summary Comparison

| Statistic | Coal Grove Hornets | Rose Hill Royals |
|--------------------|--------------------|------------------|
| Points | 72 | 45 |
| <i>Field Goals</i> | 30 / 72 | 16 / 34 |
| <i>2 Point</i> | 24 / 56 | 14 / 28 |
| <i>3 Point</i> | 6 / 16 | 2 / 6 |
| <i>Free Throws</i> | 6 / 19 | 11 / 16 |
| Assists | 11 | 5 |
| Rebounds | 39 | 32 |
| <i>Offensive</i> | 23 | 5 |
| <i>Defensive</i> | 16 | 27 |
| Blocks | 3 | 6 |
| Steals | 21 | 1 |
| Deflections | 0 | 0 |
| Turnovers | 7 | 27 |
| Charges Taken | 0 | 0 |
| Personal Fouls | 15 | 15 |

Coal Grove Hornets



Rose Hill Royals



Coal Grove Hornets Turnovers

| Period | Clock | Player | Turnover Type |
|------------|-------|-----------------------|---------------|
| 1st Period | 1:25 | #10 Aaron Musick | Traveling |
| 2nd Period | 5:39 | #30 Chase McKnight | Out of Bounds |
| 3rd Period | 5:10 | #12 Daniel Rutherford | Steal |
| 3rd Period | 0:23 | #44 Jeb Jones | Out of Bounds |
| 4th Period | 5:19 | #23 Jaylen McKenzie | Out of Bounds |

Coal Grove Hornets Fouls

| Period | Clock | Player | Foul |
|------------|-------|-----------------------|--------------------------------|
| 1st Period | 6:43 | #20 Dalton Miller | Holding (Def) |
| 1st Period | 5:24 | #30 Chase McKnight | Reaching in (Def) |
| 2nd Period | 7:29 | #10 Aaron Musick | Reaching in (Def) |
| 2nd Period | 5:51 | #44 Jeb Jones | Blocking (Def) |
| 2nd Period | 3:17 | #24 Sam Angelo | Pushing (Def) |
| 2nd Period | 2:40 | #12 Daniel Rutherford | Holding (Def) |
| 2nd Period | 1:21 | #12 Daniel Rutherford | Holding (Def) |
| 2nd Period | 0:42 | #30 Chase McKnight | Pushing (Def) |
| 3rd Period | 7:54 | #3 Cole Gannon | Blocking (Def) |
| 3rd Period | 2:27 | #12 Daniel Rutherford | Holding (Def) |
| 3rd Period | 1:50 | #12 Daniel Rutherford | Unsportsmanlike conduct (Tech) |
| 3rd Period | 0:58 | #3 Cole Gannon | Blocking (Def) |
| 4th Period | 2:54 | #14 Mark Sites | Blocking (Def) |
| 4th Period | 2:23 | #5 Dylan Malone | Blocking (Def) |
| 4th Period | 0:10 | #32 Alijah Roman | Holding (Def) |

Rose Hill Royals Turnovers

| Period | Clock | Player | Turnover Type |
|------------|-------|---------------------|----------------|
| 1st Period | 7:33 | #14 Marcus Boyd | Out of Bounds |
| 1st Period | 5:53 | #23 Nathan Hamilton | Steal |
| 1st Period | 3:17 | #0 Bryce DePriest | Steal |
| 1st Period | 2:47 | #23 Nathan Hamilton | Out of Bounds |
| 1st Period | 1:42 | #14 Marcus Boyd | Steal |
| 1st Period | 1:06 | #23 Nathan Hamilton | Steal |
| 1st Period | 0:43 | #2 James Barber | Out of Bounds |
| 2nd Period | 7:02 | #2 James Barber | Steal |
| 2nd Period | 4:51 | #14 Marcus Boyd | Steal |
| 2nd Period | 4:23 | #24 Ethan Hamilton | Steal |
| 2nd Period | 1:39 | #55 Zach Whitt | Steal |
| 3rd Period | 7:06 | #23 Nathan Hamilton | Steal |
| 3rd Period | 4:06 | #24 Ethan Hamilton | Steal |
| 3rd Period | 3:51 | #23 Nathan Hamilton | Steal |
| 3rd Period | 3:31 | #2 James Barber | Steal |
| 3rd Period | 2:45 | #14 Marcus Boyd | Steal |
| 3rd Period | 2:15 | #0 Bryce DePriest | Double Dribble |
| 3rd Period | 1:57 | #55 Zach Whitt | Steal |
| 3rd Period | 1:16 | #23 Nathan Hamilton | Steal |
| 4th Period | 5:50 | #14 Marcus Boyd | Steal |
| 4th Period | 5:33 | #2 James Barber | Steal |
| 4th Period | 4:17 | #14 Marcus Boyd | Out of Bounds |
| 4th Period | 3:30 | #14 Marcus Boyd | Steal |
| 4th Period | 3:12 | #14 Marcus Boyd | Steal |
| 4th Period | 1:49 | #14 Marcus Boyd | Steal |
| 4th Period | 1:34 | #14 Marcus Boyd | Steal |

Rose Hill Royals Fouls

| Period | Clock | Player | Foul |
|------------|-------|---------------------|--------------------------------|
| 1st Period | 3:28 | #55 Zach Whitt | Blocking (Def) |
| 2nd Period | 7:13 | #23 Nathan Hamilton | illegal elbows (Off) |
| 2nd Period | 6:47 | #24 Ethan Hamilton | Pushing (Def) |
| 2nd Period | 6:05 | #23 Nathan Hamilton | Pushing (Def) |
| 2nd Period | 4:47 | #0 Bryce DePriest | Pushing (Def) |
| 2nd Period | 3:43 | #2 James Barber | Adjustment (Added) |
| 2nd Period | 1:23 | #55 Zach Whitt | Holding (Def) |
| 3rd Period | 5:47 | #14 Marcus Boyd | Blocking (Def) |
| 3rd Period | 2:29 | #23 Nathan Hamilton | Blocking (Def) |
| 3rd Period | 1:52 | #14 Marcus Boyd | Holding (Def) |
| 3rd Period | 1:50 | #14 Marcus Boyd | Unsportsmanlike conduct (Tech) |
| 4th Period | 7:14 | #55 Zach Whitt | Blocking (Def) |
| 4th Period | 3:26 | #14 Marcus Boyd | Blocking (Def) |
| 4th Period | 3:10 | #11 J.D. Dillon | Pushing (Def) |
| 4th Period | 1:38 | #23 Nathan Hamilton | Blocking (Def) |