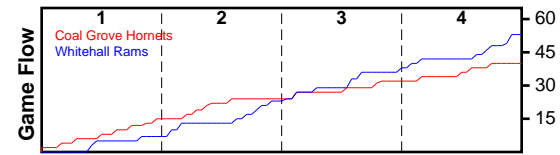


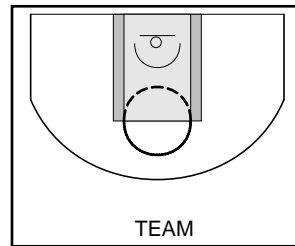
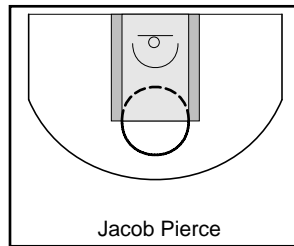
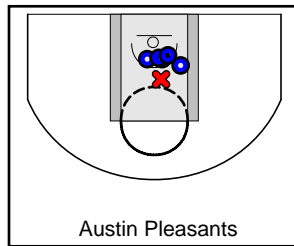
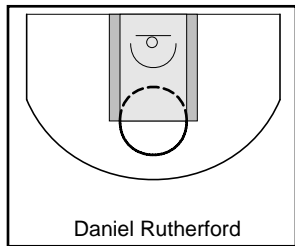
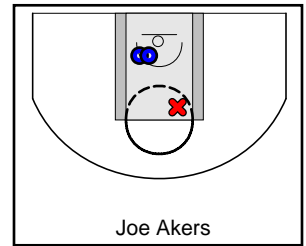
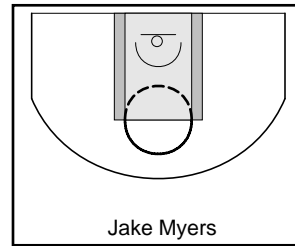
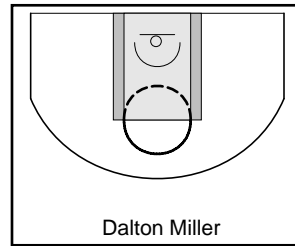
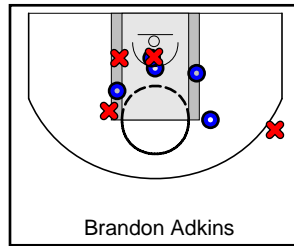
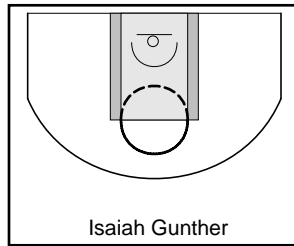
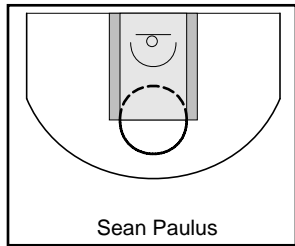
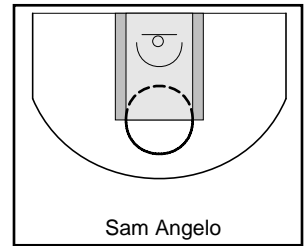
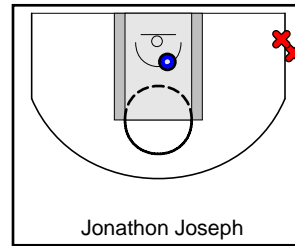
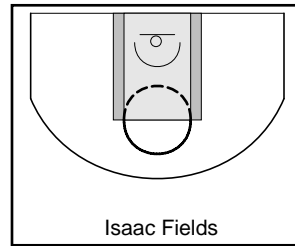
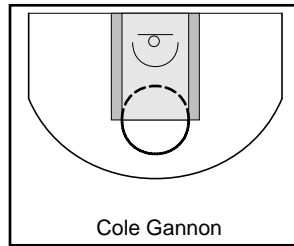
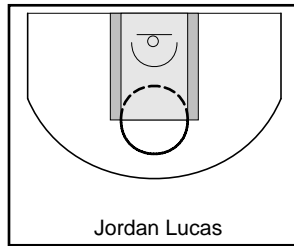
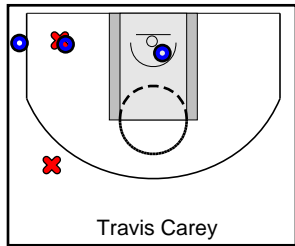
Coal Grove Hornets

12/23/14 Coal Grove Hornets at Whitehall Rams

	1	2	3	4	T
Coal Grove	15	9	8	8	40
Whitehall Rams	7	16	13	17	53



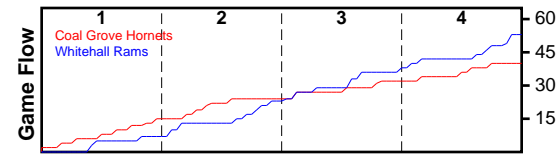
#	Name	G	MIN	FGM	FGA	FG%	2PM	2PA	2P%	3PM	3PA	3P%	FTM	FTA	FT%	OREB	DREB	REB	AST	STL	BLK	DEF	TO	PF	CHG	PM	PTS
1	Travis Carey	1	31	3	5	.600	2	3	.667	1	2	.500	0	0	.000	0	3	3	1	2	0	0	5	3	0	-11	7
2	Jordan Lucas	0	0	0	0	.000	0	0	.000	0	0	.000	0	0	.000	0	0	0	0	0	0	0	0	0	0	0	0
3	Cole Gannon	0	0	0	0	.000	0	0	.000	0	0	.000	0	0	.000	0	0	0	0	0	0	0	0	0	0	0	0
5	Isaac Fields	1	1	0	0	.000	0	0	.000	0	0	.000	0	0	.000	0	0	0	0	0	0	0	0	0	0	0	0
10	Jonathon Joseph	1	16	1	3	.333	1	1	1.000	0	2	.000	1	2	.500	0	0	0	0	0	0	0	1	3	0	-10	3
11	Sam Angelo	0	0	0	0	.000	0	0	.000	0	0	.000	0	0	.000	0	0	0	0	0	0	0	0	0	0	0	0
12	Sean Paulus	1	32	0	1	.000	0	1	.000	0	0	.000	0	2	.000	0	1	1	1	0	0	0	6	4	1	-13	0
14	Isaiah Gunther	1	3	0	0	.000	0	0	.000	0	0	.000	0	0	.000	0	0	0	0	0	0	0	3	0	0	-7	0
15	Brandon Adkins	1	24	5	9	.556	5	8	.625	0	1	.000	4	6	.667	1	8	9	2	3	1	0	6	5	0	3	14
20	Dalton Miller	0	0	0	0	.000	0	0	.000	0	0	.000	0	0	.000	0	0	0	0	0	0	0	0	0	0	0	0
23	Jake Myers	0	0	0	0	.000	0	0	.000	0	0	.000	0	0	.000	0	0	0	0	0	0	0	0	0	0	0	0
30	Joe Akers	1	32	2	3	.667	2	3	.667	0	0	.000	2	2	1.000	1	1	2	0	6	1	0	6	2	0	-11	6
32	Daniel Rutherford	0	0	0	0	.000	0	0	.000	0	0	.000	0	0	.000	0	0	0	0	0	0	0	0	0	0	0	0
40	Austin Pleasants	1	25	5	6	.833	5	6	.833	0	0	.000	0	0	.000	1	6	7	0	0	0	0	6	0	0	-16	10
44	Jacob Pierce	0	0	0	0	.000	0	0	.000	0	0	.000	0	0	.000	0	0	0	0	0	0	0	0	0	0	0	0
	TEAM	1	0	0	0	.000	0	0	.000	0	0	.000	0	0	.000	0	1	1	0	0	0	0	0	0	0	0	0
	TOTALS	1	32	16	27	.593	15	22	.682	1	5	.200	7	12	.583	3	20	23	4	11	2	0	33	17	1	-13	40



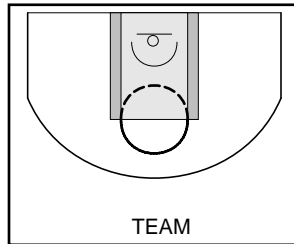
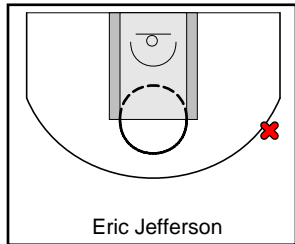
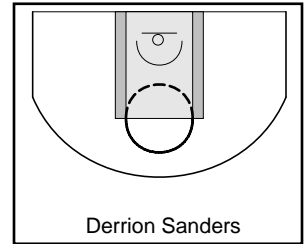
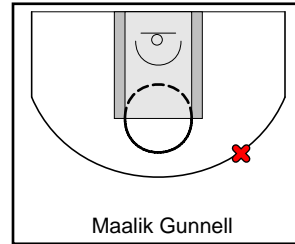
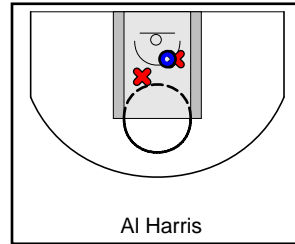
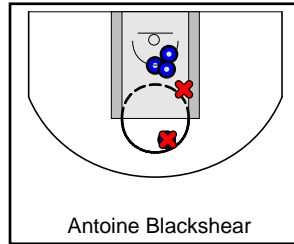
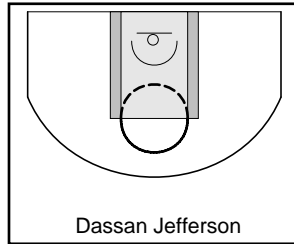
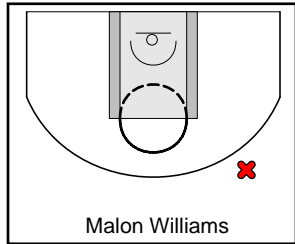
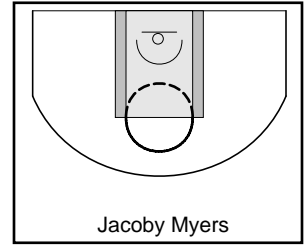
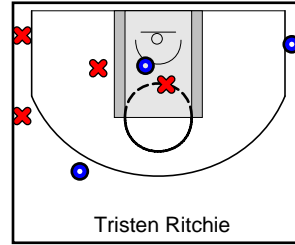
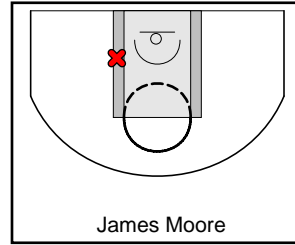
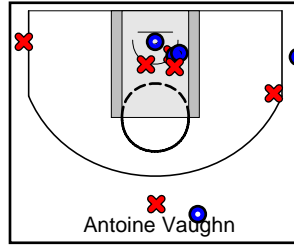
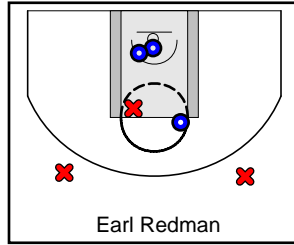
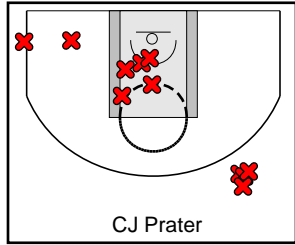
Whitehall Rams

12/23/14 Coal Grove Hornets at Whitehall Rams

	1	2	3	4	T
Coal Grove	15	9	8	8	40
Whitehall Rams	7	16	13	17	53



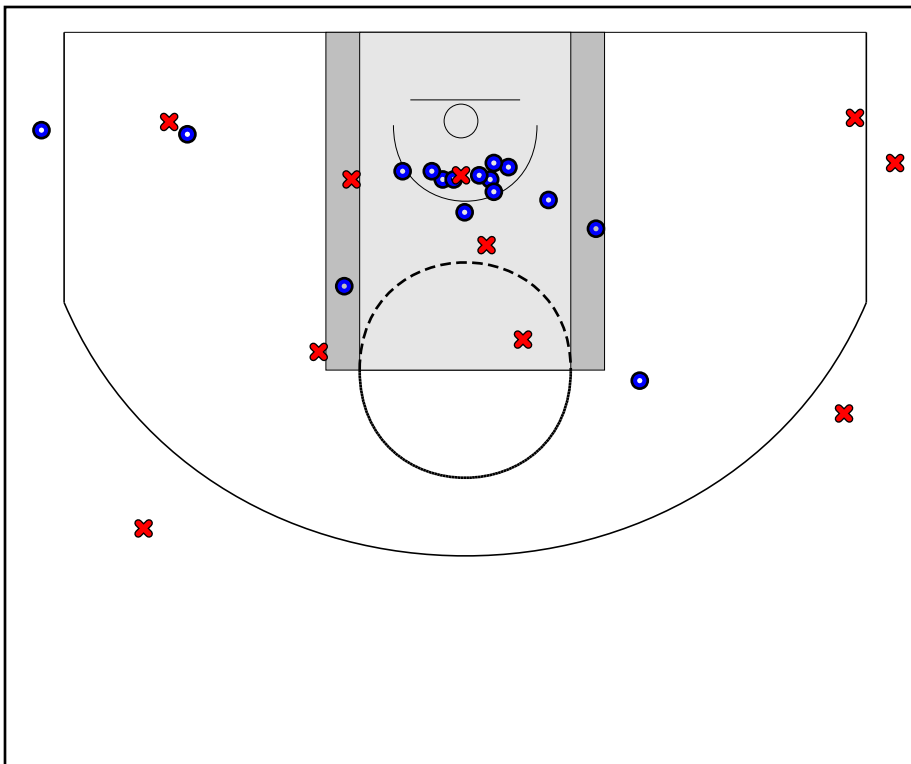
#	Name	G	MIN	FGM	FGA	FG%	2PM	2PA	2P%	3PM	3PA	3P%	FTM	FTA	FT%	OREB	DREB	REB	AST	STL	BLK	DEF	TO	PF	CHG	PM	PTS
1	CJ Prater	1	22	0	12	.000	0	7	.000	0	5	.000	1	6	.167	1	0	1	0	6	0	0	2	1	0	7	1
2	Earl Redman	1	24	3	7	.429	3	5	.600	0	2	.000	2	2	1.000	6	3	9	1	7	0	0	4	3	0	19	8
3	Antoine Vaughn	1	30	5	12	.417	3	7	.429	2	5	.400	7	8	.875	2	1	3	0	2	0	0	4	3	0	8	19
5	James Moore	1	6	0	1	.000	0	1	.000	0	0	.000	0	0	.000	1	2	3	0	0	0	0	3	1	0	-6	0
10	Tristen Ritchie	1	27	3	7	.429	1	3	.333	2	4	.500	6	6	1.000	0	3	3	0	1	0	0	1	4	0	19	14
12	Jacoby Myers	1	3	0	1	.000	0	1	.000	0	0	.000	0	0	.000	2	1	3	0	1	0	0	1	0	0	8	0
14	Malon Williams	1	8	0	1	.000	0	0	.000	0	1	.000	0	0	.000	0	0	0	0	1	0	0	0	1	0	-8	0
20	Dassan Jefferson	0	0	0	0	.000	0	0	.000	0	0	.000	0	0	.000	0	0	0	0	0	0	0	0	0	0	0	0
22	Antoine Blackshear	1	24	4	6	.667	4	6	.667	0	0	.000	1	2	.500	2	1	3	0	1	1	0	3	2	0	2	9
23	Al Harris	1	8	1	3	.333	1	3	.333	0	0	.000	0	0	.000	2	0	2	0	0	0	0	1	1	0	1	2
30	Maalik Gunnell	1	8	0	1	.000	0	0	.000	0	1	.000	0	2	.000	1	0	1	0	0	0	0	0	1	1	10	0
31	Derrion Sanders	0	0	0	0	.000	0	0	.000	0	0	.000	0	0	.000	0	0	0	0	0	0	0	0	0	0	0	0
33	Eric Jefferson	1	6	0	1	.000	0	0	.000	0	1	.000	0	0	.000	0	0	0	0	0	0	0	0	0	0	5	0
	TEAM	1	0	0	0	.000	0	0	.000	0	0	.000	0	0	.000	1	1	2	0	0	0	0	0	0	0	0	0
	TOTALS	1	32	16	52	.308	12	33	.364	4	19	.211	17	26	.654	18	12	30	1	19	1	0	19	17	1	13	53



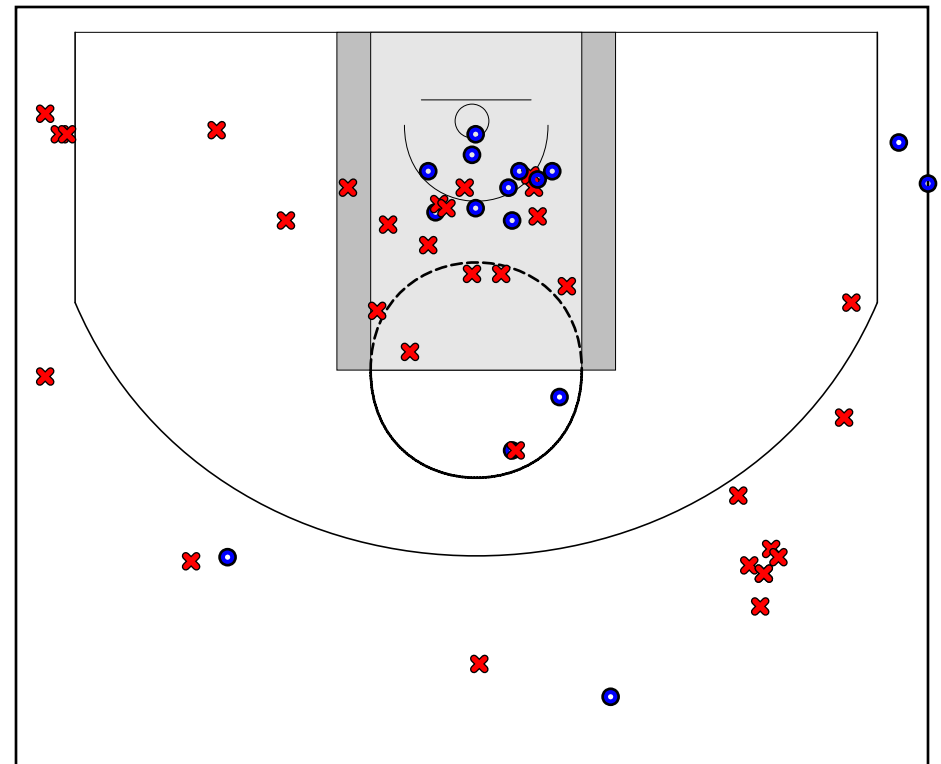
Game Summary Comparison

Statistic	Coal Grove Hornets	Whitehall Rams
Points	40	53
<i>Field Goals</i>	16 / 27	16 / 52
<i>2 Point</i>	15 / 22	12 / 33
<i>3 Point</i>	1 / 5	4 / 19
<i>Free Throws</i>	7 / 12	17 / 26
Assists	4	1
Rebounds	23	30
<i>Offensive</i>	3	18
<i>Defensive</i>	20	12
Blocks	2	1
Steals	11	19
Deflections	0	0
Turnovers	33	19
Charges Taken	1	1
Personal Fouls	17	17

Coal Grove Hornets



Whitehall Rams



Coal Grove Hornets Turnovers

Period	Clock	Player	Turnover Type
1st Period	7:13	#15 Brandon Adkins	Backcourt Clock Violation
1st Period	6:00	#40 Austin Pleasants	Traveling
1st Period	4:42	#15 Brandon Adkins	Steal
1st Period	4:07	#30 Joe Akers	Steal
1st Period	3:28	#40 Austin Pleasants	Steal
1st Period	3:14	#40 Austin Pleasants	Steal
2nd Period	7:24	#1 Travis Carey	Steal
2nd Period	3:52	#12 Sean Paulus	Traveling
2nd Period	3:32	#12 Sean Paulus	Steal
2nd Period	1:57	#12 Sean Paulus	Steal
2nd Period	1:12	#12 Sean Paulus	Steal
2nd Period	1:08	#30 Joe Akers	Inbound Clock Violation
2nd Period	0:39	#30 Joe Akers	Steal
3rd Period	7:39	#40 Austin Pleasants	Steal
3rd Period	6:30	#1 Travis Carey	Out of Bounds
3rd Period	5:24	#12 Sean Paulus	Steal
3rd Period	5:10	#1 Travis Carey	Steal
3rd Period	4:20	#15 Brandon Adkins	Steal
3rd Period	3:48	#14 Isaiah Gunther	Backcourt Clock Violation
3rd Period	3:06	#15 Brandon Adkins	Steal
3rd Period	2:52	#14 Isaiah Gunther	Out of Bounds
3rd Period	2:26	#15 Brandon Adkins	Out of Bounds
3rd Period	0:31	#10 Jonathon Joseph	Double Dribble
4th Period	7:56	#30 Joe Akers	Inbound Clock Violation
4th Period	7:32	#30 Joe Akers	Inbound Clock Violation
4th Period	7:03	#1 Travis Carey	Traveling
4th Period	6:09	#40 Austin Pleasants	Out of Bounds
4th Period	4:44	#40 Austin Pleasants	Steal
4th Period	2:37	#12 Sean Paulus	Steal
4th Period	0:31	#30 Joe Akers	Steal
4th Period	0:36	#1 Travis Carey	Steal
4th Period	0:28	#14 Isaiah Gunther	Steal

Coal Grove Hornets Fouls

Period	Clock	Player	Foul
1st Period	4:29	#1 Travis Carey	Blocking (Def)
1st Period	4:06	#12 Sean Paulus	Holding (Def)
1st Period	2:04	#15 Brandon Adkins	Pushing (Def)
2nd Period	6:34	#30 Joe Akers	Blocking (Def)
2nd Period	2:06	#10 Jonathon Joseph	Blocking (Def)
2nd Period	1:27	#15 Brandon Adkins	Reaching in (Def)
3rd Period	7:36	#12 Sean Paulus	Blocking (Def)
3rd Period	5:09	#30 Joe Akers	Holding (Def)
3rd Period	4:08	#1 Travis Carey	Holding (Def)
3rd Period	3:03	#15 Brandon Adkins	Blocking (Def)
3rd Period	2:10	#15 Brandon Adkins	Charging (Off)
4th Period	7:49	#1 Travis Carey	Blocking (Def)
4th Period	2:45	#10 Jonathon Joseph	Holding (Def)
4th Period	2:17	#15 Brandon Adkins	Holding (Def)
4th Period	0:52	#10 Jonathon Joseph	Holding (Def)
4th Period	0:40	#12 Sean Paulus	Holding (Def)
4th Period	0:36	#12 Sean Paulus	Pushing (Def)

Whitehall Rams Turnovers

Period	Clock	Player	Turnover Type
1st Period	7:22	#22 Antoine Blackshear	Out of Bounds
1st Period	5:43	#3 Antoine Vaughn	Traveling
1st Period	4:59	#3 Antoine Vaughn	Steal
1st Period	3:26	#2 Earl Redman	Steal
2nd Period	5:14	#22 Antoine Blackshear	Traveling
2nd Period	4:30	#5 James Moore	Steal
2nd Period	4:14	#1 CJ Prater	Steal
2nd Period	3:39	#1 CJ Prater	Steal
2nd Period	3:28	#2 Earl Redman	Traveling
2nd Period	0:40	#12 Jacoby Myers	Out of Bounds
3rd Period	7:06	#2 Earl Redman	Steal
3rd Period	1:39	#3 Antoine Vaughn	Steal
3rd Period	1:26	#5 James Moore	Traveling
3rd Period	0:34	#5 James Moore	Traveling
4th Period	5:16	#2 Earl Redman	Steal
4th Period	4:56	#22 Antoine Blackshear	Steal
4th Period	4:22	#10 Tristen Ritchie	Steal
4th Period	0:34	#3 Antoine Vaughn	Steal

Whitehall Rams Fouls

Period	Clock	Player	Foul
1st Period	4:58	#3 Antoine Vaughn	Holding (Def)
1st Period	3:09	#23 Al Harris	Charging (Off)
1st Period	0:59	#1 CJ Prater	Holding (Def)
1st Period	0:47	#14 Malon Williams	Pushing (Def)
1st Period	0:38	#2 Earl Redman	Blocking (Def)
2nd Period	6:56	#10 Tristen Ritchie	Pushing (Def)
2nd Period	4:43	#5 James Moore	Blocking (Def)
2nd Period	4:28	#3 Antoine Vaughn	Holding (Def)
3rd Period	5:57	#2 Earl Redman	Blocking (Def)
3rd Period	4:39	#10 Tristen Ritchie	Pushing (Def)
3rd Period	2:26	#22 Antoine Blackshear	Blocking (Def)
3rd Period	2:16	#10 Tristen Ritchie	Pushing (Def)
3rd Period	1:11	#30 Maalik Gunnell	Blocking (Def)
4th Period	6:40	#22 Antoine Blackshear	Blocking (Def)
4th Period	5:03	#3 Antoine Vaughn	Pushing (Def)
4th Period	2:00	#10 Tristen Ritchie	Blocking (Def)
4th Period	0:49	#2 Earl Redman	Pushing (Def)