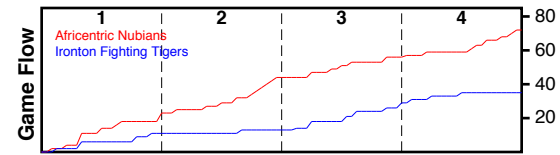


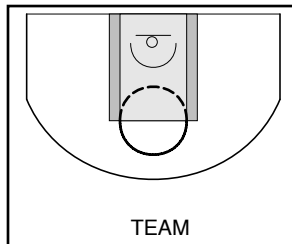
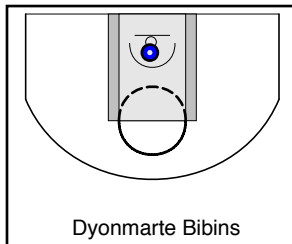
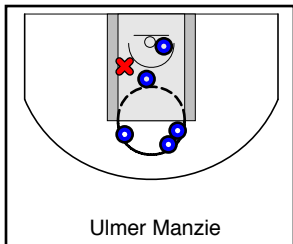
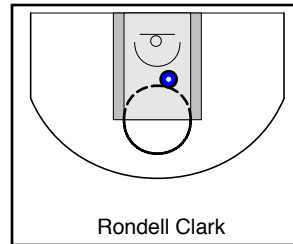
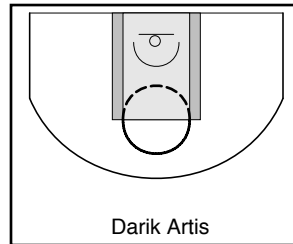
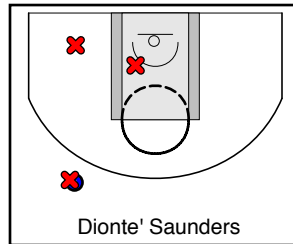
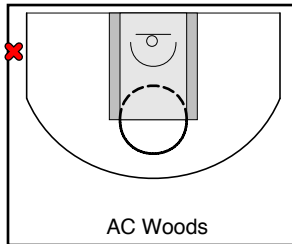
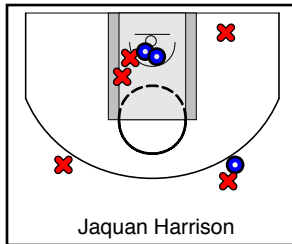
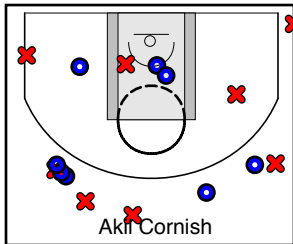
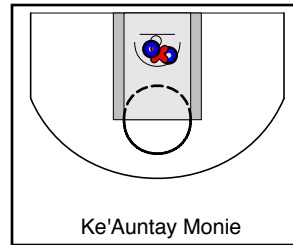
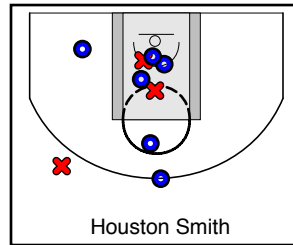
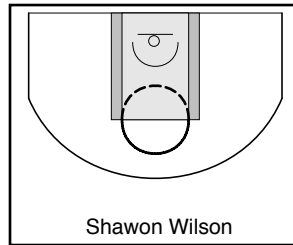
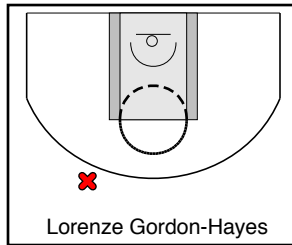
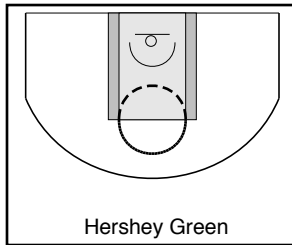
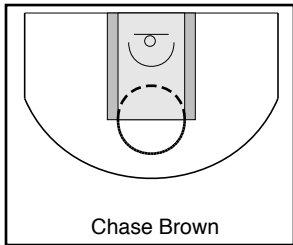
Africentric Nubians

12/21/13 Africentric Nubians at Ironton Fighting Tigers

	1	2	3	4	T
Africentric Nubians	21	23	12	16	72
Ironton Fighting	11	2	13	9	35



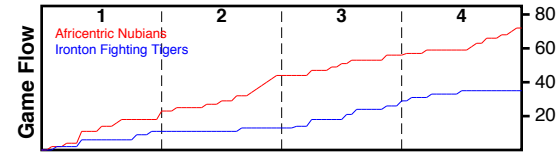
#	Name	G	MIN	FGM	FGA	FG%	2PM	2PA	2P%	3PM	3PA	3P%	FTM	FTA	FT%	OREB	DREB	REB	AST	STL	BLK	DEF	TO	PF	CHG	PM	PTS
1	Chase Brown	0	0	0	0	.000	0	0	.000	0	0	.000	0	0	.000	0	0	0	0	0	0	0	0	0	0	0	0
3	Hershey Green	0	0	0	0	.000	0	0	.000	0	0	.000	0	0	.000	0	0	0	0	0	0	0	0	0	0	0	0
4	Lorenze Gordon-Hayes	1	21	0	1	.000	0	0	.000	0	1	.000	2	2	1.000	2	0	2	1	2	0	0	4	0	0	21	2
5	Shawon Wilson	0	0	0	0	.000	0	0	.000	0	0	.000	0	0	.000	0	0	0	0	0	0	0	0	0	0	0	0
11	Houston Smith	1	24	6	9	.667	6	8	.750	0	1	.000	0	2	.000	1	2	3	0	1	1	0	4	2	0	26	12
15	Ke'Auntay Monie	1	6	2	3	.667	2	3	.667	0	0	.000	0	2	.000	0	0	0	0	0	0	0	1	1	0	11	4
21	Akil Cornish	1	27	7	15	.467	2	4	.500	5	11	.455	0	1	.000	0	5	5	0	1	1	0	2	1	1	26	19
22	Jaquan Harrison	1	27	6	11	.545	5	8	.625	1	3	.333	0	0	.000	3	5	8	1	0	0	0	0	1	0	31	13
23	AC Woods	1	11	1	2	.500	1	1	1.000	0	1	.000	0	0	.000	1	1	2	0	0	0	0	0	1	0	14	2
24	Dionte' Saunders	1	15	2	5	.400	1	3	.333	1	2	.500	0	0	.000	2	0	2	0	0	0	0	1	0	0	15	5
32	Darik Artis	0	0	0	0	.000	0	0	.000	0	0	.000	0	0	.000	0	0	0	0	0	0	0	0	0	0	0	0
33	Rondell Clark	1	3	1	1	1.000	1	1	1.000	0	0	.000	0	0	.000	0	0	0	0	0	0	0	0	0	0	6	2
34	Ulmer Manzie	1	28	5	7	.714	5	7	.714	0	0	.000	1	2	.500	4	8	12	0	1	0	0	1	1	0	29	11
55	Dyonmarte Bibins	1	3	1	1	1.000	1	1	1.000	0	0	.000	0	0	.000	0	3	3	0	0	0	0	0	2	0	6	2
	TEAM	1	0	0	0	.000	0	0	.000	0	0	.000	0	0	.000	2	1	3	0	0	0	0	0	0	0	0	0
	TOTALS	1	32	31	55	.564	24	36	.667	7	19	.368	3	9	.333	15	25	40	2	5	2	0	13	9	1	37	72



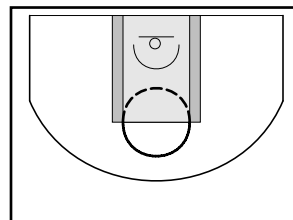
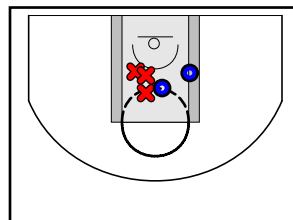
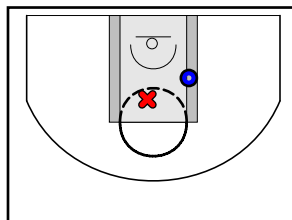
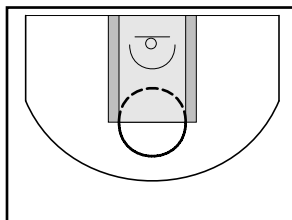
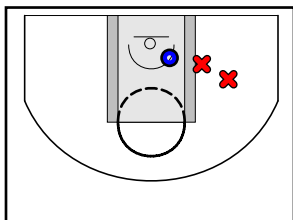
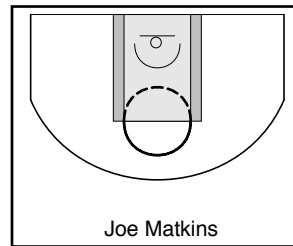
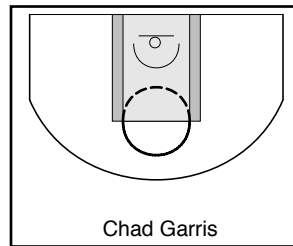
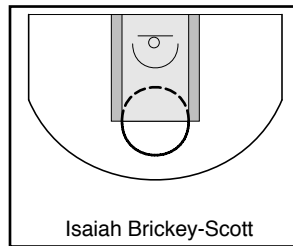
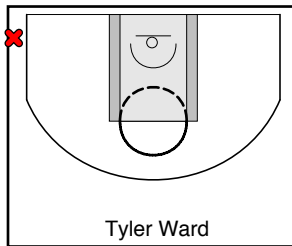

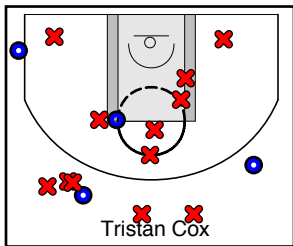
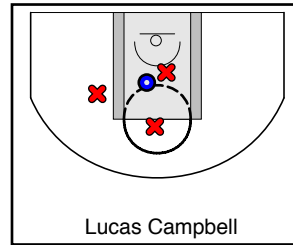
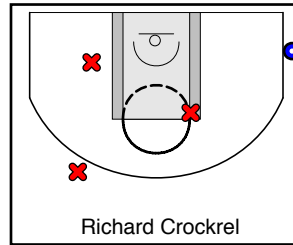
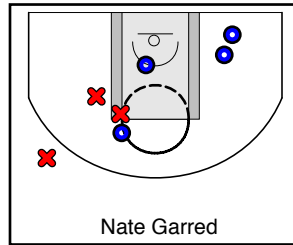
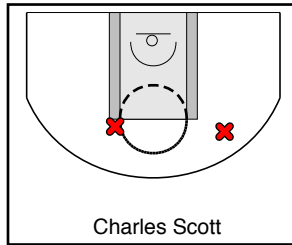
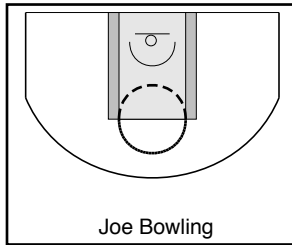
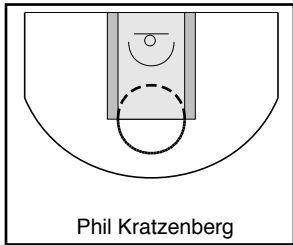
Ironton Fighting Tigers

12/21/13 Africentric Nubians at Ironton Fighting Tigers

	1	2	3	4	T
Africentric Nubians	21	23	12	16	72
Ironton Fighting	11	2	13	9	35



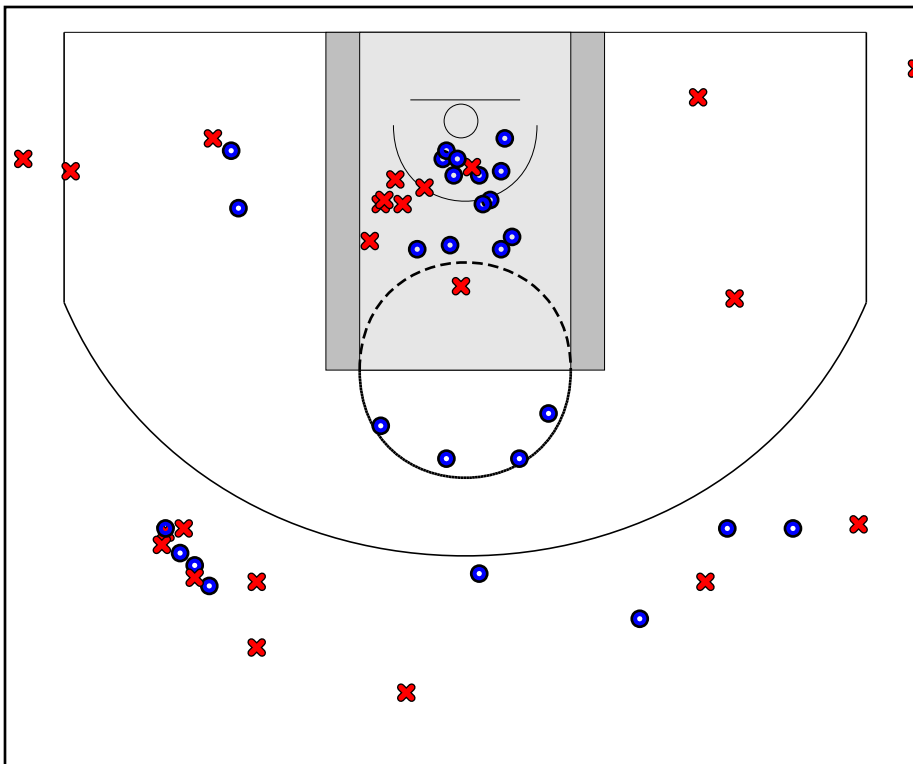
#	Name	G	MIN	FGM	FGA	FG%	2PM	2PA	2P%	3PM	3PA	3P%	FTM	FTA	FT%	OREB	DREB	REB	AST	STL	BLK	DEF	TO	PF	CHG	PM	PTS
4	Phil Kratzenberg	0	0	0	0	.000	0	0	.000	0	0	.000	0	0	.000	0	0	0	0	0	0	0	0	0	0	0	0
10	Joe Bowling	0	0	0	0	.000	0	0	.000	0	0	.000	0	0	.000	0	0	0	0	0	0	0	0	0	0	0	0
12	Charles Scott	1	14	0	2	.000	0	2	.000	0	0	.000	0	0	.000	0	0	0	2	0	0	0	2	1	0	-12	0
13	Nate Garred	1	24	4	9	.444	4	8	.500	0	1	.000	0	0	.000	2	1	3	0	1	0	0	3	1	0	-38	8
20	Richard Crockrel	1	20	1	5	.200	0	3	.000	1	2	.500	0	0	.000	0	0	0	1	1	0	0	0	0	0	-18	3
21	Lucas Campbell	1	20	1	4	.250	1	4	.250	0	0	.000	0	0	.000	0	1	1	1	0	0	0	0	3	0	-10	2
22	Tristan Cox	1	22	4	16	.250	1	8	.125	3	8	.375	0	0	.000	0	1	1	0	0	0	0	1	2	0	-17	11
23	Marques Davis	1	3	0	1	.000	0	1	.000	0	0	.000	0	0	.000	0	0	0	0	0	0	0	0	0	0	-6	0
24	Tyler Ward	1	3	0	1	.000	0	0	.000	0	1	.000	0	0	.000	0	0	0	0	0	0	0	0	0	0	-6	0
30	Isaiah Brickley-Scott	1	3	0	0	.000	0	0	.000	0	0	.000	0	0	.000	0	0	0	0	0	0	0	0	0	0	-6	0
32	Chad Garris	0	0	0	0	.000	0	0	.000	0	0	.000	0	0	.000	0	0	0	0	0	0	0	0	0	0	0	0
34	Joe Matkins	1	4	0	0	.000	0	0	.000	0	0	.000	0	0	.000	1	0	1	0	0	0	0	0	0	0	-16	0
42	Desmond Young	1	22	1	4	.250	1	4	.250	0	0	.000	1	2	.500	2	3	5	1	3	0	0	1	5	0	-10	3
44	Logan Gleichauf	0	0	0	0	.000	0	0	.000	0	0	.000	0	0	.000	0	0	0	0	0	0	0	0	0	0	0	0
45	Hunter Klaiber	1	12	1	2	.500	1	2	.500	0	0	.000	0	2	.000	0	1	1	0	0	0	0	1	0	0	-22	2
50	Isaac Sherman	1	18	3	6	.500	3	6	.500	0	0	.000	0	0	.000	2	3	5	0	0	0	0	1	1	0	-24	6
	TEAM	1	0	0	0	.000	0	0	.000	0	0	.000	0	0	.000	1	1	2	0	0	0	0	0	0	0	0	0
	TOTALS	1	32	15	50	.300	11	38	.289	4	12	.333	1	4	.250	8	11	19	5	5	0	0	9	13	0	-37	35



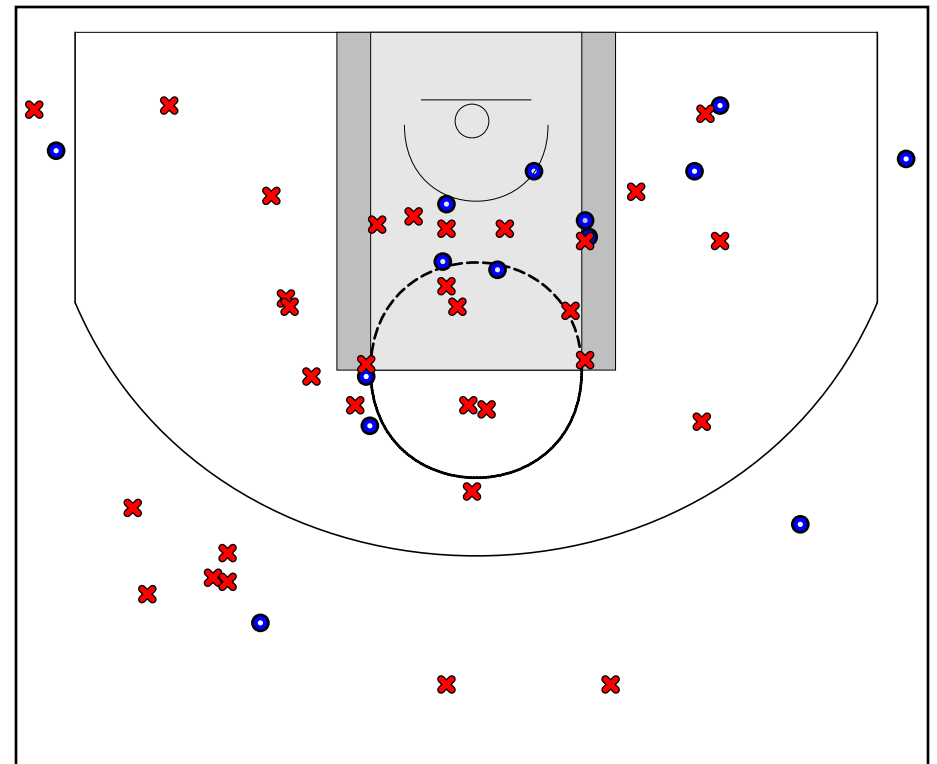
Game Summary Comparison

Statistic	Africentric Nubians	Ironton Fighting Tigers
Points	72	35
<i>Field Goals</i>	31 / 55	15 / 50
<i>2 Point</i>	24 / 36	11 / 38
<i>3 Point</i>	7 / 19	4 / 12
<i>Free Throws</i>	3 / 9	1 / 4
Assists	2	5
Rebounds	40	19
<i>Offensive</i>	15	8
<i>Defensive</i>	25	11
Blocks	2	0
Steals	5	5
Deflections	0	0
Turnovers	13	9
Charges Taken	1	0
Personal Fouls	9	13

Africentric Nubians



Ironton Fighting Tigers



Africentric Nubians Turnovers

Period	Clock	Player	Turnover Type
1st Period	6:48	#11 Houston Smith	Traveling
1st Period	5:50	#4 Lorenze Gordon-Hayes	Out of Bounds
1st Period	0:25	#24 Dionte' Saunders	Out of Bounds
2nd Period	5:09	#11 Houston Smith	Steal
3rd Period	7:19	#4 Lorenze Gordon-Hayes	Steal
3rd Period	6:52	#4 Lorenze Gordon-Hayes	Out of Bounds
3rd Period	6:22	#21 Akil Cornish	Steal
3rd Period	6:12	#4 Lorenze Gordon-Hayes	Steal
3rd Period	4:08	#11 Houston Smith	Traveling
4th Period	7:07	#21 Akil Cornish	Traveling
4th Period	5:19	#11 Houston Smith	Out of Bounds
4th Period	4:07	#15 Ke'Auntay Monie	Steal
4th Period	3:08	#34 Ulmer Manzie	Traveling

Africentric Nubians Fouls

Period	Clock	Player	Foul
1st Period	3:28	#11 Houston Smith	Blocking (Def)
1st Period	0:22	#21 Akil Cornish	Holding (Def)
2nd Period	7:09	#34 Ulmer Manzie	Holding (Def)
2nd Period	6:02	#23 AC Woods	Holding (Def)
2nd Period	1:16	#22 Jaquan Harrison	Holding (Def)
3rd Period	6:56	#11 Houston Smith	Reaching in (Def)
4th Period	1:36	#15 Ke'Auntay Monie	Blocking (Def)
4th Period	0:48	#55 Dyonmarte Bibins	Blocking (Def)
4th Period	0:30	#55 Dyonmarte Bibins	Pushing (Def)

Ironton Fighting Tigers Turnovers

Period	Clock	Player	Turnover Type
1st Period	5:20	#22 Tristan Cox	Out of Bounds
1st Period	2:26	#12 Charles Scott	Steal
2nd Period	7:28	#13 Nate Garred	Double Dribble
2nd Period	1:15	#12 Charles Scott	Steal
2nd Period	1:03	#50 Isaac Sherman	Out of Bounds
2nd Period	0:38	#13 Nate Garred	Steal
2nd Period	0:16	#13 Nate Garred	Steal
4th Period	3:06	#45 Hunter Klaiber	Steal

Ironton Fighting Tigers Fouls

Period	Clock	Player	Foul
1st Period	6:24	#13 Nate Garred	Holding (Def)
1st Period	6:23	#22 Tristan Cox	Holding (Def)
1st Period	5:35	#50 Isaac Sherman	Holding (Def)
2nd Period	7:42	#12 Charles Scott	Blocking (Def)
2nd Period	5:10	#21 Lucas Campbell	Pushing (Def)
2nd Period	4:36	#42 Desmond Young	Charging (Off)
2nd Period	1:32	#22 Tristan Cox	Blocking (Def)
3rd Period	6:32	#42 Desmond Young	Pushing (Def)
3rd Period	2:25	#21 Lucas Campbell	Pushing (Def)
4th Period	7:32	#21 Lucas Campbell	Pushing (Def)
4th Period	6:34	#42 Desmond Young	Reaching in (Def)
4th Period	4:52	#42 Desmond Young	Pushing (Def)
4th Period	4:25	#42 Desmond Young	Pushing (Def)